



REPORT ON AN UNANNOUNCED INSPECTION OF

MAGILLIGAN PRISON

9 - 26 SEPTEMBER 2025

APPENDIX 4B MAGILLIGAN PRISON 2025 SURVEY RESULTS

MARCH 2026



Education and
Training Inspectorate
Empowering Improvement



The Regulation and
Quality Improvement
Authority

Magilligan Prison 2025 Survey Results

CONTENTS

- [Tab 1](#) Summary statistics from Magilligan 2025 compared with summary statistics from surveys of Category C training prisons in England and Wales inspected since November 2023.
- [Tab 2](#) Summary Statistics from Magilligan 2025 compared with summary statistics from Magilligan 2021.
- [Tab 3](#) Responses of Protestant prisoners are compared with those of Catholic prisoners.
- [Tab 4](#) Responses from the Halward unit are compared with those from rest of the establishment.
- [Tab 5](#) Responses from the low supervision unit (Alpha wing) are compared with those from rest of the establishment.
- [Tab 6](#) Responses of prisoners who are 50 and over are compared to those who are under 50.
- [Tab 7](#) Responses of foreign national prisoners compared with those of UK/British nationals.
- [Tab 8](#) Responses of prisoners who reported that they had a disability compared to those who did not.
- [Tab 9](#) Responses of prisoners who reported that they had mental health problems compared with those who did not.
- [Tab 10](#) Responses of prisoners who reported that they considered themselves to be neurodivergent compared with those who did not.
- [Tab 11](#) Responses of prisoners who reported that they had been in local authority care compared with those who did not.

Magilligan 2025

Survey responses compared with those from other HMIP surveys of category C training prisons in England and Wales

In this table summary statistics from Magilligan 2025 are compared with the following HMIP survey data:

- Summary statistics from surveys of category C training prisons in England and Wales conducted since the introduction of the new questionnaire in November 2023 (20 prisons).
Please note that this does not include all category C training prisons.

Shading is used to indicate statistical significance*, as follows:

	Green shading shows results that are significantly more positive than the comparator
	Blue shading shows results that are significantly more negative than the comparator
	Orange shading shows significant differences in demographics and background information
	No shading means that differences are not significant and may have occurred by chance
	Grey shading indicates that we have no valid data for this question

* less than 1% probability that the difference is due to chance

Magilligan 2025	Category C training prisons in England and Wales surveyed since November
160	3,416

Number of completed questionnaires returned

n=number of valid responses to question (Magilligan 2025)

DEMOGRAPHICS AND OTHER BACKGROUND INFORMATION				
1.2	Are you under 21 years of age?	<i>n=159</i>	0%	4%
	Are you under 25 years of age?	<i>n=159</i>	5%	15%
	Are you 50 years of age or older?	<i>n=159</i>	23%	18%
	Are you 70 years of age or older?	<i>n=159</i>	3%	2%
1.3	Are you from an ethnic group other than white?	<i>n=160</i>	5%	27%
	Are you from a white Gypsy or Irish Traveller or Roma ethnic group?	<i>n=160</i>	2%	3%
1.4	Have you been in this prison for less than 6 months?	<i>n=156</i>	20%	33%
1.5	Are you currently serving a sentence?	<i>n=155</i>	99%	99%
	Are you on recall?	<i>n=155</i>	15%	22%
1.6	Is your sentence less than 12 months?	<i>n=156</i>	13%	10%
	Are you here under an indeterminate custodial sentence (ICS)?	<i>n=156</i>	0%	5%
7.3	Are you Muslim?	<i>n=156</i>	3%	15%
	Are you Catholic?	<i>n=156</i>	47%	
	Are you Protestant?	<i>n=156</i>	36%	
12.1	Do you consider yourself to have a disability (long-term physical, mental or learning needs)?	<i>n=148</i>	55%	48%
12.3	Do you have any mental health problems?	<i>n=147</i>	61%	60%
12.6	Do you consider yourself to be neurodivergent (this includes any neurological or brain difference that impacts your daily life, for example, ADHD, Autism or an Acquired Brain Injury)?	<i>n=146</i>	34%	46%

Shading is used to indicate statistical significance*, as follows:

	Green shading shows results that are significantly more positive than the comparator
	Blue shading shows results that are significantly more negative than the comparator
	Orange shading shows significant differences in demographics and background information
	No shading means that differences are not significant and may have occurred by chance
	Grey shading indicates that we have no valid data for this question

* less than 1% probability that the difference is due to chance

Magilligan 2025	Category C training prisons in England and Wales surveyed since November
160	3,416

Number of completed questionnaires returned

n=number of valid responses to question (Magilligan 2025)

19.1	Do you have children under the age of 18?	<i>n</i> =139	58%	46%
19.2	Are you a foreign national?	<i>n</i> =140	11%	5%
19.3	Have you ever been in the care of Social Services (e.g. lived with foster parents or in a children's home, or had a social worker, while you were under 18 years old)?	<i>n</i> =139	20%	27%
19.4	Have you ever been in the armed services (e.g. army, navy, air force)?	<i>n</i> =140	8%	5%
19.5	Is your gender female, non-binary or other?	<i>n</i> =139	1%	1%
19.6	Do you identify as transgender or trans?	<i>n</i> =137	1%	2%
19.7	Are you homosexual, bisexual or other sexual orientation?	<i>n</i> =143	3%	4%
ARRIVAL AND RECEPTION				
2.1	When you arrived at this prison, did you spend less than 2 hours in reception?	<i>n</i> =158	54%	42%
2.2	Were you searched in reception?	<i>n</i> =157	99%	94%
	<i>For those who were searched:</i>			
	Was this done in a respectful way?	<i>n</i> =156	81%	82%
2.3	Overall, were you treated very/quite well in reception?	<i>n</i> =158	86%	83%
2.4	When you first arrived, did you have problems with?			
	Feeling depressed	<i>n</i> =142	43%	41%
	Feeling suicidal	<i>n</i> =118	19%	15%
	Needing protection from other prisoners	<i>n</i> =116	16%	12%
	<i>For those who had the following problems, did staff help you with?</i>			
	Feeling depressed	<i>n</i> =61	48%	31%
	Feeling suicidal	<i>n</i> =23	57%	29%
	Needing protection from other prisoners	<i>n</i> =19	68%	31%
	<i>For those who had any problems when they first arrived:</i>			
2.5	Were you able to talk to a member of staff in private?	<i>n</i> =87	62%	48%
2.6	Did you see someone from health care in reception?	<i>n</i> =153	70%	85%

Shading is used to indicate statistical significance*, as follows:

	Green shading shows results that are significantly more positive than the comparator
	Blue shading shows results that are significantly more negative than the comparator
	Orange shading shows significant differences in demographics and background information
	No shading means that differences are not significant and may have occurred by chance
	Grey shading indicates that we have no valid data for this question

* less than 1% probability that the difference is due to chance

Magilligan 2025	Category C training prisons in England and Wales surveyed since November
160	3,416

Number of completed questionnaires returned

n=number of valid responses to question (Magilligan 2025)

FIRST NIGHT AND INDUCTION			
3.1	Before you were locked up on your first night here, were you offered?		
	Nicotine replacement (including vapes)	<i>n=131</i>	22% 79%
	Toiletries	<i>n=143</i>	66% 64%
	A shower	<i>n=146</i>	68% 51%
	A free phone call	<i>n=148</i>	50% 48%
	Something to eat	<i>n=149</i>	88% 83%
	The chance to talk to a Listener or Samaritans	<i>n=144</i>	42% 31%
	Support from another prisoner (e.g. peer mentors)	<i>n=142</i>	43% 34%
3.2	On your first night in this prison, was your cell very/quite clean?	<i>n=156</i>	55% 44%
3.3	Did you feel safe on your first night here?	<i>n=156</i>	84% 78%
3.4	Did you have numbers put on your PIN phone within 24 hours?	<i>n=156</i>	65% 40%
3.5	In your first few days here, did you get?		
	Items from the prison shop/ canteen	<i>n=155</i>	92% 59%
	Access to clean clothing that fitted you	<i>n=149</i>	78% 50%
	PIN phone credit	<i>n=152</i>	82% 62%
3.6	Your personal property	<i>n=151</i>	76% 75%
	Have you had an induction at this prison?	<i>n=156</i>	94% 91%
	<i>For those who have had an induction:</i>		
	Did your induction cover everything you needed to know about this prison?	<i>n=147</i>	77% 57%
ON THE WING			
4.1	Are you in a cell on your own?	<i>n=157</i>	76% 67%
4.2	Is your cell call bell normally answered within 5 minutes?	<i>n=156</i>	62% 30%

Shading is used to indicate statistical significance*, as follows:

	Green shading shows results that are significantly more positive than the comparator
	Blue shading shows results that are significantly more negative than the comparator
	Orange shading shows significant differences in demographics and background information
	No shading means that differences are not significant and may have occurred by chance
	Grey shading indicates that we have no valid data for this question

* less than 1% probability that the difference is due to chance

Magilligan 2025	Category C training prisons in England and Wales surveyed since November
160	3,416

Number of completed questionnaires returned

n=number of valid responses to question (Magilligan 2025)

4.3	On the wing or houseblock you are currently living on:			
	Do you normally have enough clean clothing that fits you?	<i>n=155</i>	95%	66%
	Can you have a shower every day if you want one?	<i>n=157</i>	99%	88%
	Can you get clean bedding every week if you want it?	<i>n=156</i>	97%	57%
	Can you get cell cleaning materials every week if you want them?	<i>n=155</i>	92%	64%
	Can you get your stored property promptly, if you need it?	<i>n=155</i>	56%	20%
4.4	Is it normally quiet enough on the wing or houseblock for you to relax:			
	During the day?	<i>n=146</i>	76%	58%
	At night?	<i>n=149</i>	84%	74%
4.5	Normally, are these communal areas of your wing or houseblock very/quite clean?			
	Landings and stairs	<i>n=154</i>	90%	73%
	Association areas	<i>n=151</i>	86%	74%
	Servery	<i>n=151</i>	83%	81%
	Showers	<i>n=151</i>	78%	62%
	Exercise yard	<i>n=150</i>	87%	75%
4.6	Have you been on an SPAR (Supporting Prisoners at Risk) in this prison?	<i>n=147</i>	29%	30%
	<i>For those who have been on an SPAR:</i>			
	Did you feel cared for by staff?	<i>n=42</i>	50%	34%
4.7	Is it very/quite easy for you to speak to a Listener if you need to?	<i>n=156</i>	62%	37%
FOOD AND CANTEEN				
5.1	Is the quality of the food in this prison very/quite good?	<i>n=156</i>	57%	35%
5.2	Do you get enough to eat at mealtimes always/most of the time?	<i>n=157</i>	62%	31%
5.3	Does the shop/canteen sell the things that you need?	<i>n=157</i>	71%	60%

Shading is used to indicate statistical significance*, as follows:

	Green shading shows results that are significantly more positive than the comparator
	Blue shading shows results that are significantly more negative than the comparator
	Orange shading shows significant differences in demographics and background information
	No shading means that differences are not significant and may have occurred by chance
	Grey shading indicates that we have no valid data for this question

* less than 1% probability that the difference is due to chance

Magilligan 2025	Category C training prisons in England and Wales surveyed since November
160	3,416

Number of completed questionnaires returned

n=number of valid responses to question (Magilligan 2025)

5.4	Can you use catalogues/other providers to buy the things you need?	<i>n</i> =155	59%	68%
RELATIONSHIPS WITH STAFF				
6.1	Do most staff here treat you with respect?	<i>n</i> =154	87%	71%
6.2	Are there any staff here you could turn to if you had a problem?	<i>n</i> =153	83%	71%
6.3	In the last week, has any member of staff talked to you about how you are getting on?	<i>n</i> =157	52%	38%
6.4	Do you have a named officer (key worker)?	<i>n</i> =156	88%	75%
	<i>For those who have a named officer (key worker):</i>			
	Is your named officer (key worker) very/quite helpful?	<i>n</i> =138	80%	59%
6.5	Are prisoners here consulted about things like food, canteen or wing issues?	<i>n</i> =156	71%	47%
	If so, do things sometimes change?	<i>n</i> =111	65%	36%
6.6	If you want to, can you talk to managers, governors or directors in this prison?	<i>n</i> =155	50%	30%
6.7	Have you shared a problem with a manager, governor or director?	<i>n</i> =155	58%	58%
	<i>For those who have shared a problem with a manager, governor or director:</i>			
	Did they try to help you?	<i>n</i> =90	68%	38%
FAITH				
7.1	Have you spoken to the Chaplaincy team in this prison?	<i>n</i> =158	72%	70%
7.2	Are you able to speak to the Chaplaincy team in private, if you want to?	<i>n</i> =157	76%	63%
7.3	Do you have a religion?	<i>n</i> =156	90%	68%
	<i>For those who have a religion:</i>			
7.4	Are you able to attend religious services, if you want to?	<i>n</i> =141	93%	85%
7.5	Are your religious beliefs respected here?	<i>n</i> =138	74%	67%
CONTACT WITH FAMILY AND FRIENDS				
8.1	Have you been able to see your family/friends more than once in the last month:			
	In person (prison visit)?	<i>n</i> =133	63%	34%

Shading is used to indicate statistical significance*, as follows:

	Green shading shows results that are significantly more positive than the comparator
	Blue shading shows results that are significantly more negative than the comparator
	Orange shading shows significant differences in demographics and background information
	No shading means that differences are not significant and may have occurred by chance
	Grey shading indicates that we have no valid data for this question

* less than 1% probability that the difference is due to chance

Magilligan 2025	Category C training prisons in England and Wales surveyed since November
160	3,416

Number of completed questionnaires returned

n=number of valid responses to question (Magilligan 2025)

	Using video calling?	<i>n</i> =111	77%	15%
8.2	Do visits usually start and finish on time?	<i>n</i> =143	73%	37%
8.3	Are your visitors usually treated respectfully by staff all/ most of the time?	<i>n</i> =133	90%	68%
8.4	Is it very/quite easy for your family and friends to get here?	<i>n</i> =139	48%	36%
8.5	Have staff here encouraged you to keep in touch with your family/friends?	<i>n</i> =157	58%	35%
8.6	Have you had any problems with sending or receiving?			
	Emails	<i>n</i> =128	15%	39%
	Letters	<i>n</i> =141	25%	45%
	Parcels	<i>n</i> =134	19%	44%
8.7	Are you able to use a phone every day (if you have credit)?	<i>n</i> =149	98%	94%
TIME OUT OF CELL				
9.1	Do you know what the unlock and lock-up times are supposed to be here?	<i>n</i> =155	98%	91%
	<i>For those who know what the unlock and lock-up times are supposed to be:</i>			
	Are these times usually kept to?	<i>n</i> =152	82%	52%
9.2	Do you usually spend less than 2 hours out of your cell each day on Monday - Fridays?	<i>n</i> =154	5%	25%
	Do you usually spend 10 hours or more out of your cell each day on Monday - Fridays?	<i>n</i> =154	17%	8%
	Do you usually spend less than 2 hours out of your cell each day on Saturday - Sundays?	<i>n</i> =131	9%	32%
	Do you usually spend 10 hours or more out of your cell each day on Saturday - Sundays?	<i>n</i> =131	11%	4%
9.3	How many times in a normal week can you complete domestic tasks?			
	Once or more	<i>n</i> =145	94%	86%
	Three times or more	<i>n</i> =145	81%	58%
	More than five times	<i>n</i> =145	66%	38%
	How many times in a normal week can you get association?			

Shading is used to indicate statistical significance*, as follows:

	Green shading shows results that are significantly more positive than the comparator
	Blue shading shows results that are significantly more negative than the comparator
	Orange shading shows significant differences in demographics and background information
	No shading means that differences are not significant and may have occurred by chance
	Grey shading indicates that we have no valid data for this question

* less than 1% probability that the difference is due to chance

Magilligan 2025	Category C training prisons in England and Wales surveyed since November
160	3,416

Number of completed questionnaires returned

n=number of valid responses to question (Magilligan 2025)

	Once or more	<i>n</i> =147	94%	95%
	Three times or more	<i>n</i> =147	86%	78%
	More than five times	<i>n</i> =147	76%	55%
	How many times in a normal week can you get exercise outside?			
	Once or more	<i>n</i> =146	93%	94%
	Three times or more	<i>n</i> =146	88%	78%
	More than five times	<i>n</i> =146	77%	60%
	How many times in a normal week can you go to the gym or play sports?			
	Once or more	<i>n</i> =147	90%	83%
	Three times or more	<i>n</i> =147	82%	41%
	More than five times	<i>n</i> =147	54%	14%
9.4	At the weekend, are you able to?			
	Complete domestic tasks	<i>n</i> =147	89%	76%
	Get association	<i>n</i> =147	96%	91%
	Exercise outside	<i>n</i> =147	96%	90%
	Go to the gym or play sports	<i>n</i> =145	77%	63%
9.5	Are you able to visit the library once a week or more?			
	Are you able to borrow library materials kept on the wing once a week or more?	<i>n</i> =145	70%	45%
	Are you able to get things from the library delivered to the wing once a week or more?	<i>n</i> =143	53%	32%
9.6	Does the library have a wide enough range of materials to meet your needs?			
		<i>n</i> =145	83%	57%
REQUESTS, COMPLAINTS AND LEGAL RIGHTS				
10.1	Is it easy for you to make a request?			
		<i>n</i> =153	93%	68%
	<i>For those who have made a request are they usually dealt with:</i>			

Shading is used to indicate statistical significance*, as follows:

	Green shading shows results that are significantly more positive than the comparator
	Blue shading shows results that are significantly more negative than the comparator
	Orange shading shows significant differences in demographics and background information
	No shading means that differences are not significant and may have occurred by chance
	Grey shading indicates that we have no valid data for this question

* less than 1% probability that the difference is due to chance

Magilligan 2025	Category C training prisons in England and Wales surveyed since November
160	3,416

Number of completed questionnaires returned

n=number of valid responses to question (Magilligan 2025)

10.2	Fairly?	<i>n</i> =140	88%	51%
	Within 7 days?	<i>n</i> =115	88%	38%
10.3	Is it easy for you to make a complaint?	<i>n</i> =151	75%	61%
<i>For those who have made a complaint are they usually dealt with:</i>				
10.4	Fairly?	<i>n</i> =79	68%	32%
	Within 7 days?	<i>n</i> =66	82%	26%
10.5	Have you ever been prevented from making a complaint here when you wanted to?	<i>n</i> =87	28%	35%
10.6	Do you know how to contact the following organisations?			
	The Independent Monitoring Board	<i>n</i> =154	63%	56%
	Prisoner Ombudsman for Northern Ireland	<i>n</i> =148	64%	40%
<i>For those who need it, is it easy to?</i>				
10.7	Communicate with your solicitor or legal representative	<i>n</i> =147	82%	47%
	Attend legal visits	<i>n</i> =135	77%	44%
10.8	Have staff opened letters from your solicitor or legal representative when you were not present?	<i>n</i> =153	55%	59%
	<i>For those who have had legal letters opened when they were not present:</i>			
	Did staff tell you why?	<i>n</i> =84	38%	29%
HEALTH CARE				
11.1	Since arriving in this prison, have you experienced any delays accessing?			
	Your medication	<i>n</i> =136	57%	67%
	Your outside medical appointments	<i>n</i> =99	43%	53%
	Your agreed social care package	<i>n</i> =81	33%	49%
11.2	Is it very/quite easy to see?			
	Doctor	<i>n</i> =154	23%	27%
	Nurse	<i>n</i> =152	74%	45%

Shading is used to indicate statistical significance*, as follows:

	Green shading shows results that are significantly more positive than the comparator
	Blue shading shows results that are significantly more negative than the comparator
	Orange shading shows significant differences in demographics and background information
	No shading means that differences are not significant and may have occurred by chance
	Grey shading indicates that we have no valid data for this question

* less than 1% probability that the difference is due to chance

Magilligan 2025	Category C training prisons in England and Wales surveyed since November
160	3,416

Number of completed questionnaires returned

n=number of valid responses to question (Magilligan 2025)

	Dentist	<i>n</i> =149	41%	18%
	Pharmacist	<i>n</i> =147	40%	36%
	Mental health worker	<i>n</i> =153	34%	28%
	Substance misuse worker	<i>n</i> =152	24%	35%
11.3	Do you think the quality of the health service is very/quite good from?			
	Doctor	<i>n</i> =152	53%	42%
	Nurse	<i>n</i> =150	74%	51%
	Dentist	<i>n</i> =147	63%	34%
	Pharmacist	<i>n</i> =146	48%	39%
	Mental health worker	<i>n</i> =152	41%	32%
	Substance misuse worker	<i>n</i> =148	26%	34%
11.4	Do you think the overall quality of the health services here is very/quite good?			
	<i>For those who are due to be released in the next month:</i>			
11.5	Are you confident there are adequate plans to continue your health care?	<i>n</i> =26	38%	31%
11.6	Are you able to lead a healthy lifestyle here (in relation to your physical, mental, dietary needs, emotional and social well-being) always/most of the time?	<i>n</i> =150	59%	40%
OTHER SUPPORT NEEDS				
12.1	Do you consider yourself to have a disability (long-term physical, mental or learning needs)?	<i>n</i> =148	55%	48%
	<i>For those who have a disability:</i>			
12.2	Are you getting the support you need in this prison?	<i>n</i> =78	49%	32%
12.3	Do you have any mental health problems?	<i>n</i> =147	61%	60%
	<i>For those who have any mental health problems:</i>			
12.4	Have you been helped with your mental health problems in this prison?	<i>n</i> =89	45%	38%
12.5	Has your mental health got better since arriving at this prison?	<i>n</i> =143	23%	14%
12.6	Do you consider yourself to be neurodivergent (this includes any neurological or brain difference that impacts your daily life, for example, ADHD, Autism or an Acquired Brain Injury)?	<i>n</i> =146	34%	46%
	<i>For those who are neurodivergent:</i>			

Shading is used to indicate statistical significance*, as follows:

	Green shading shows results that are significantly more positive than the comparator
	Blue shading shows results that are significantly more negative than the comparator
	Orange shading shows significant differences in demographics and background information
	No shading means that differences are not significant and may have occurred by chance
	Grey shading indicates that we have no valid data for this question

* less than 1% probability that the difference is due to chance

Magilligan 2025	Category C training prisons in England and Wales surveyed since November
160	3,416

Number of completed questionnaires returned

n=number of valid responses to question (Magilligan 2025)

12.7	Are you getting the support you need in this prison?	<i>n=44</i>	34%	34%
ALCOHOL AND DRUGS				
13.1	Do you have a drug or alcohol problem?	<i>n=150</i>	32%	25%
<i>For those who have a drug or alcohol problem:</i>				
13.2	Have you told staff about your drug or alcohol problem?	<i>n=48</i>	81%	88%
<i>For those who have told staff:</i>				
	Have you received help to manage it?	<i>n=39</i>	36%	60%

Shading is used to indicate statistical significance*, as follows:

	Green shading shows results that are significantly more positive than the comparator
	Blue shading shows results that are significantly more negative than the comparator
	Orange shading shows significant differences in demographics and background information
	No shading means that differences are not significant and may have occurred by chance
	Grey shading indicates that we have no valid data for this question

* less than 1% probability that the difference is due to chance

Magilligan 2025	Category C training prisons in England and Wales surveyed since November
160	3,416

Number of completed questionnaires returned

n=number of valid responses to question (Magilligan 2025)

13.3	Have you developed a drug or alcohol problem in this prison (including medication not prescribed to you)?	<i>n</i> =150	23%	15%
	<i>For those who have developed a drug or alcohol problem in this prison:</i>			
	Have you received help to manage your drug or alcohol problem (including medication not prescribed to you)?	<i>n</i> =35	34%	36%
	<i>For those who have a drug or alcohol problem and are due to be released in the next month:</i>			
13.4	Do you know who to contact for support for your drug or alcohol problem when you leave this prison?	<i>n</i> =0		71%
13.5	In this prison, is it easy/ very easy to get?			
	Illicit drugs	<i>n</i> =143	41%	49%
	Alcohol	<i>n</i> =140	22%	37%
	Medication not prescribed to you	<i>n</i> =143	43%	44%
SAFETY				
14.1	Have you ever felt unsafe here?	<i>n</i> =151	39%	45%
14.2	Do you feel unsafe now?	<i>n</i> =148	16%	21%
14.3	Would you report it if you were being bullied/ victimised in this prison by:			
	Other prisoners?	<i>n</i> =144	45%	33%
	Staff?	<i>n</i> =138	42%	39%
14.4	Have you been bullied/ victimised in this prison by other prisoners?	<i>n</i> =142	20%	30%
14.5	Have you experienced the following bullying/victimisation by other prisoners:			
	Verbal abuse?	<i>n</i> =142	16%	20%
	Threats or intimidation?	<i>n</i> =142	11%	19%
	Physical assault?	<i>n</i> =142	8%	11%
	Sexual assault?	<i>n</i> =142	2%	2%
	Theft of canteen or property?	<i>n</i> =142	8%	16%
	Other bullying/victimisation?	<i>n</i> =142	7%	13%
14.4	Have you been bullied/ victimised in this prison by staff?	<i>n</i> =141	20%	35%

Shading is used to indicate statistical significance*, as follows:

	Green shading shows results that are significantly more positive than the comparator
	Blue shading shows results that are significantly more negative than the comparator
	Orange shading shows significant differences in demographics and background information
	No shading means that differences are not significant and may have occurred by chance
	Grey shading indicates that we have no valid data for this question

* less than 1% probability that the difference is due to chance

Magilligan 2025	Category C training prisons in England and Wales surveyed since November
160	3,416

Number of completed questionnaires returned

n=number of valid responses to question (Magilligan 2025)

14.5	Have you experienced the following bullying/victimisation by staff:		
	Verbal abuse?	<i>n=141</i>	13% 24%
	Threats or intimidation?	<i>n=141</i>	7% 18%
	Physical assault?	<i>n=141</i>	4% 8%
	Sexual assault?	<i>n=141</i>	1% 3%
	Theft of canteen or property?	<i>n=141</i>	3% 9%
	Other bullying/victimisation?	<i>n=141</i>	13% 18%

Shading is used to indicate statistical significance*, as follows:

	Green shading shows results that are significantly more positive than the comparator
	Blue shading shows results that are significantly more negative than the comparator
	Orange shading shows significant differences in demographics and background information
	No shading means that differences are not significant and may have occurred by chance
	Grey shading indicates that we have no valid data for this question

* less than 1% probability that the difference is due to chance

Magilligan 2025	Category C training prisons in England and Wales surveyed since November
160	3,416

Number of completed questionnaires returned

n=number of valid responses to question (Magilligan 2025)

BEHAVIOUR MANAGEMENT			
15.1	Does this prison:		
	Reward good behaviour fairly?	<i>n=146</i>	51% 21%
	Deal with bad behaviour fairly?	<i>n=133</i>	45% 20%
15.2	Are there opportunities to motivate people in this prison?	<i>n=144</i>	54% 24%
<i>For those who know that there are opportunities and rewards are:</i>			
15.3	Do the opportunities and rewards in this prison motivate you to behave well?	<i>n=77</i>	95% 81%
15.4	Do you think the culture within this prison encourages prisoners to behave well?	<i>n=144</i>	53% 21%
15.5	Have you been restrained by staff in this prison in the last 6 months?	<i>n=144</i>	23% 26%
	<i>For those who have been restrained in the last 6 months:</i>		
	Did anyone come and talk to you about it afterwards?	<i>n=33</i>	18% 24%
15.6	Have you spent one or more nights in the care and supervision unit in this prison in the last 6 months?	<i>n=138</i>	33% 19%
<i>For those who have spent one or more nights in the care and supervision unit in this prison in the last 6 months:</i>			
	Were you treated well by care and supervision unit staff?	<i>n=43</i>	70% 51%
	Could you shower every day?	<i>n=42</i>	74% 61%
	Could you go outside for exercise every day?	<i>n=43</i>	56% 67%
	Could you use the phone every day (if you had credit)?	<i>n=42</i>	69% 63%
EDUCATION, SKILLS AND WORK			
16.1	Have you needed support with reading needs in this prison?	<i>n=143</i>	50% 44%
	<i>For those who have needed support:</i>		
	Have you been supported (this could include education or wing staff, peer support or anyone else in this prison)?	<i>n=72</i>	79% 57%
16.2	In this prison, have you done the following activities?		
	Education	<i>n=141</i>	78% 70%
	Vocational or skills training	<i>n=136</i>	78% 61%

Shading is used to indicate statistical significance*, as follows:

	Green shading shows results that are significantly more positive than the comparator
	Blue shading shows results that are significantly more negative than the comparator
	Orange shading shows significant differences in demographics and background information
	No shading means that differences are not significant and may have occurred by chance
	Grey shading indicates that we have no valid data for this question

* less than 1% probability that the difference is due to chance

Magilligan 2025	Category C training prisons in England and Wales surveyed since November
160	3,416

Number of completed questionnaires returned

n=number of valid responses to question (Magilligan 2025)

	Prison job	<i>n</i> =139	86%	77%
	Work outside of the prison	<i>n</i> =132	42%	39%
	<i>For those who have done the following activities while in this prison, do you think they will help you on release?</i>			
	Education	<i>n</i> =110	81%	63%
	Vocational or skills training	<i>n</i> =106	81%	65%
	Prison job	<i>n</i> =120	69%	51%
	Work outside of the prison	<i>n</i> =55	65%	56%
16.3	Has the prison allocated you to the education, training or work that will benefit you when you are released?	<i>n</i> =119	70%	41%
16.4	Do wing staff encourage you to attend education, training or work?	<i>n</i> =128	77%	51%
SENTENCE PLAN				
17.1	Do you have a sentence plan? (This may be called a Personal Development Plan or PDP)	<i>n</i> =139	80%	59%
	<i>For those who have a sentence plan/personal development plan:</i>			
17.2	Do you know what your objectives or targets are?	<i>n</i> =110	89%	88%
	<i>For those who know what their objectives or targets are:</i>			
	Do you understand what you need to do to achieve your objectives or targets?	<i>n</i> =98	96%	88%
	Are any staff here supporting you to achieve the objectives or targets?	<i>n</i> =95	83%	48%
	Have you been involved in setting the objectives or targets?	<i>n</i> =95	80%	53%
RETURNING TO THE COMMUNITY				
18.1	Do you expect to be released in the next 3 months?	<i>n</i> =140	24%	25%
	<i>For those who expect to be released in the next 3 months:</i>			
18.2	Is this prison very/quite near to your home area or the address you will be released to?	<i>n</i> =32	34%	38%
18.3	Is anybody helping you to prepare for your release (people like a PDP coordinator, other PDU staff or Probation Officer)?	<i>n</i> =33	79%	57%
18.4	Do you need help to sort out the following for when you are released?			
	Finding accommodation	<i>n</i> =32	63%	70%

Shading is used to indicate statistical significance*, as follows:

	Green shading shows results that are significantly more positive than the comparator
	Blue shading shows results that are significantly more negative than the comparator
	Orange shading shows significant differences in demographics and background information
	No shading means that differences are not significant and may have occurred by chance
	Grey shading indicates that we have no valid data for this question

* less than 1% probability that the difference is due to chance

Magilligan 2025	Category C training prisons in England and Wales surveyed since November
160	3,416

Number of completed questionnaires returned

n=number of valid responses to question (Magilligan 2025)

	Getting employment	<i>n=31</i>	35%	61%
	Sorting out benefits	<i>n=32</i>	72%	79%
	Finances and debt	<i>n=29</i>	41%	54%
	Opening a bank account	<i>n=32</i>	38%	56%
	Getting photo ID?	<i>n=32</i>	50%	61%
18.4	Are you getting help to sort out the following for when you are released, if you need it?			
	Finding accommodation	<i>n=20</i>	55%	41%
	Getting employment	<i>n=11</i>	45%	35%
	Sorting out benefits	<i>n=23</i>	52%	41%
	Finances and debt	<i>n=12</i>	8%	30%
	Opening a bank account	<i>n=12</i>	50%	54%
	Getting photo ID	<i>n=16</i>	50%	41%
FINAL QUESTIONS ABOUT THIS PRISON				
20.1	Do you think your experiences in this prison have made you less likely to offend in the future?	<i>n=142</i>	72%	52%

Magillian 2025 Survey responses compared with those from the previous survey

In this table summary statistics from Magillian 2025 are compared with the following HMIP survey data:

- Summary statistics from Magillian in 2021.

Please note that we do not have comparable data for the new questions introduced in November 2023.

Shading is used to indicate statistical significance*, as follows:

	Green shading shows results that are significantly more positive than the comparator
	Blue shading shows results that are significantly more negative than the comparator
	Orange shading shows significant differences in demographics and background information
	No shading means that differences are not significant and may have occurred by chance
	Grey shading indicates that we have no valid data for this question

* less than 1% probability that the difference is due to chance

Magillian 2025	Magillian 2021
160	150

Number of completed questionnaires returned

n=number of valid responses to question (Magillian 2025)

DEMOGRAPHICS AND OTHER BACKGROUND INFORMATION				
1.2	Are you under 21 years of age?	<i>n=159</i>	0%	0%
	Are you under 25 years of age?	<i>n=159</i>	5%	
	Are you 50 years of age or older?	<i>n=159</i>	23%	20%
	Are you 70 years of age or older?	<i>n=159</i>	3%	3%
1.3	Are you from an ethnic group other than white?	<i>n=160</i>	5%	1%
	Are you from a white Gypsy or Irish Traveller or Roma ethnic group?	<i>n=160</i>	2%	1%
1.4	Have you been in this prison for less than 6 months?	<i>n=156</i>	20%	25%
1.5	Are you currently serving a sentence?	<i>n=155</i>	99%	96%
	Are you on recall?	<i>n=155</i>	15%	15%
1.6	Is your sentence less than 12 months?	<i>n=156</i>	13%	14%
	Are you here under an indeterminate custodial sentence (ICS)?	<i>n=156</i>	0%	0%
7.3	Are you Muslim?	<i>n=156</i>	3%	1%
	Are you Catholic?	<i>n=156</i>	47%	50%
	Are you Protestant?	<i>n=156</i>	36%	35%
12.1	Do you consider yourself to have a disability (long-term physical, mental or learning needs)?	<i>n=148</i>	55%	55%
12.3	Do you have any mental health problems?	<i>n=147</i>	61%	71%

Shading is used to indicate statistical significance*, as follows:

	Green shading shows results that are significantly more positive than the comparator
	Blue shading shows results that are significantly more negative than the comparator
	Orange shading shows significant differences in demographics and background information
	No shading means that differences are not significant and may have occurred by chance
	Grey shading indicates that we have no valid data for this question

* less than 1% probability that the difference is due to chance

	Magillian 2025	Magillian 2021
Number of completed questionnaires returned	160	150

n=number of valid responses to question (Magillian 2025)

12.6	Do you consider yourself to be neurodivergent (this includes any neurological or brain difference that impacts your daily life, for example, ADHD, Autism or an Acquired Brain Injury)?	<i>n=146</i>	34%	
19.1	Do you have children under the age of 18?	<i>n=139</i>	58%	50%
19.2	Are you a foreign national?	<i>n=140</i>	11%	9%
19.3	Have you ever been in the care of Social Services (e.g. lived with foster parents or in a children's home, or had a social worker, while you were under 18 years old)?	<i>n=139</i>	20%	26%
19.4	Have you ever been in the armed services (e.g. army, navy, air force)?	<i>n=140</i>	8%	7%
19.5	Is your gender female, non-binary or other?	<i>n=139</i>	1%	1%
19.6	Do you identify as transgender or trans?	<i>n=137</i>	1%	1%
19.7	Are you homosexual, bisexual or other sexual orientation?	<i>n=143</i>	3%	9%
ARRIVAL AND RECEPTION				
2.1	When you arrived at this prison, did you spend less than 2 hours in reception?	<i>n=158</i>	54%	56%
2.2	Were you searched in reception?	<i>n=157</i>	99%	
	<i>For those who were searched:</i>			
	Was this done in a respectful way?	<i>n=156</i>	81%	
2.3	Overall, were you treated very/quite well in reception?	<i>n=158</i>	86%	83%
2.4	When you first arrived, did you have problems with?			
	Feeling depressed	<i>n=142</i>	43%	
	Feeling suicidal	<i>n=118</i>	19%	
	Needing protection from other prisoners	<i>n=116</i>	16%	
	<i>For those who had the following problems, did staff help you with?</i>			
	Feeling depressed	<i>n=61</i>	48%	
	Feeling suicidal	<i>n=23</i>	57%	
Needing protection from other prisoners	<i>n=19</i>	68%		
	<i>For those who had any problems when they first arrived:</i>			
2.5	Were you able to talk to a member of staff in private?	<i>n=87</i>	62%	

Shading is used to indicate statistical significance*, as follows:

	Green shading shows results that are significantly more positive than the comparator
	Blue shading shows results that are significantly more negative than the comparator
	Orange shading shows significant differences in demographics and background information
	No shading means that differences are not significant and may have occurred by chance
	Grey shading indicates that we have no valid data for this question

* less than 1% probability that the difference is due to chance

Magillian 2025	Magillian 2021
160	150

Number of completed questionnaires returned

n=number of valid responses to question (Magillian 2025)

2.6	Did you see someone from health care in reception?	<i>n</i> =153	70%	
FIRST NIGHT AND INDUCTION				
3.1	Before you were locked up on your first night here, were you offered?			
	Nicotine replacement (including vapes)	<i>n</i> =131	22%	
	Toiletries	<i>n</i> =143	66%	
	A shower	<i>n</i> =146	68%	
	A free phone call	<i>n</i> =148	50%	
	Something to eat	<i>n</i> =149	88%	
	The chance to talk to a Listener or Samaritans	<i>n</i> =144	42%	
	Support from another prisoner (e.g. peer mentors)	<i>n</i> =142	43%	
3.2	On your first night in this prison, was your cell very/quite clean?	<i>n</i> =156	55%	52%
3.3	Did you feel safe on your first night here?	<i>n</i> =156	84%	83%
3.4	Did you have numbers put on your PIN phone within 24 hours?	<i>n</i> =156	65%	50%
3.5	In your first few days here, did you get?			
	Items from the prison shop/ canteen	<i>n</i> =155	92%	
	Access to clean clothing that fitted you	<i>n</i> =149	78%	
	PIN phone credit	<i>n</i> =152	82%	
	Your personal property	<i>n</i> =151	76%	
3.6	Have you had an induction at this prison?	<i>n</i> =156	94%	86%
	<i>For those who have had an induction:</i>			
	Did your induction cover everything you needed to know about this prison?	<i>n</i> =147	77%	65%
ON THE WING				
4.1	Are you in a cell on your own?	<i>n</i> =157	76%	98%

Shading is used to indicate statistical significance*, as follows:

	Green shading shows results that are significantly more positive than the comparator
	Blue shading shows results that are significantly more negative than the comparator
	Orange shading shows significant differences in demographics and background information
	No shading means that differences are not significant and may have occurred by chance
	Grey shading indicates that we have no valid data for this question

* less than 1% probability that the difference is due to chance

Magillian 2025	Magillian 2021
160	150

Number of completed questionnaires returned

n=number of valid responses to question (Magillian 2025)

4.2	Is your cell call bell normally answered within 5 minutes?	<i>n</i> =156	62%	47%
4.3	On the wing or houseblock you are currently living on:			
	Do you normally have enough clean clothing that fits you?	<i>n</i> =155	95%	
	Can you have a shower every day if you want one?	<i>n</i> =157	99%	98%
	Can you get clean bedding every week if you want it?	<i>n</i> =156	97%	95%
	Can you get cell cleaning materials every week if you want them?	<i>n</i> =155	92%	74%
	Can you get your stored property promptly, if you need it?	<i>n</i> =155	56%	39%
4.4	Is it normally quiet enough on the wing or houseblock for you to relax:			
	During the day?	<i>n</i> =146	76%	
	At night?	<i>n</i> =149	84%	
4.5	Normally, are these communal areas of your wing or houseblock very/quite clean?			
	Landings and stairs	<i>n</i> =154	90%	
	Association areas	<i>n</i> =151	86%	
	Servery	<i>n</i> =151	83%	
	Showers	<i>n</i> =151	78%	
	Exercise yard	<i>n</i> =150	87%	
4.6	Have you been on an SPAR (Supporting Prisoners at Risk) in this prison?			
	<i>For those who have been on an SPAR:</i>			
	Did you feel cared for by staff?	<i>n</i> =42	50%	56%
4.7	Is it very/quite easy for you to speak to a Listener if you need to?	<i>n</i> =156	62%	26%
FOOD AND CANTEEN				
5.1	Is the quality of the food in this prison very/quite good?	<i>n</i> =156	57%	43%
5.2	Do you get enough to eat at mealtimes always/most of the time?	<i>n</i> =157	62%	54%

Shading is used to indicate statistical significance*, as follows:

	Green shading shows results that are significantly more positive than the comparator
	Blue shading shows results that are significantly more negative than the comparator
	Orange shading shows significant differences in demographics and background information
	No shading means that differences are not significant and may have occurred by chance
	Grey shading indicates that we have no valid data for this question

* less than 1% probability that the difference is due to chance

	Magillian 2025	Magillian 2021
Number of completed questionnaires returned	160	150

n=number of valid responses to question (Magillian 2025)

5.3	Does the shop/canteen sell the things that you need?	<i>n=157</i>	71%	66%
5.4	Can you use catalogues/other providers to buy the things you need?	<i>n=155</i>	59%	
RELATIONSHIPS WITH STAFF				
6.1	Do most staff here treat you with respect?	<i>n=154</i>	87%	73%
6.2	Are there any staff here you could turn to if you had a problem?	<i>n=153</i>	83%	70%
6.3	In the last week, has any member of staff talked to you about how you are getting on?	<i>n=157</i>	52%	33%
6.4	Do you have a named officer (key worker)?	<i>n=156</i>	88%	73%
	<i>For those who have a named officer (key worker):</i>			
	Is your named officer (key worker) very/quite helpful?	<i>n=138</i>	80%	66%
6.5	Are prisoners here consulted about things like food, canteen or wing issues?	<i>n=156</i>	71%	56%
	If so, do things sometimes change?	<i>n=111</i>	65%	48%
6.6	If you want to, can you talk to managers, governors or directors in this prison?	<i>n=155</i>	50%	36%
6.7	Have you shared a problem with a manager, governor or director?	<i>n=155</i>	58%	51%
	<i>For those who have shared a problem with a manager, governor or director:</i>			
	Did they try to help you?	<i>n=90</i>	68%	51%
FAITH				
7.1	Have you spoken to the Chaplaincy team in this prison?	<i>n=158</i>	72%	
7.2	Are you able to speak to the Chaplaincy team in private, if you want to?	<i>n=157</i>	76%	
7.3	Do you have a religion?	<i>n=156</i>	90%	91%
	<i>For those who have a religion:</i>			
7.4	Are you able to attend religious services, if you want to?	<i>n=141</i>	93%	40%
7.5	Are your religious beliefs respected here?	<i>n=138</i>	74%	50%
CONTACT WITH FAMILY AND FRIENDS				
8.1	Have you been able to see your family/friends more than once in the last month:			

Shading is used to indicate statistical significance*, as follows:

	Green shading shows results that are significantly more positive than the comparator
	Blue shading shows results that are significantly more negative than the comparator
	Orange shading shows significant differences in demographics and background information
	No shading means that differences are not significant and may have occurred by chance
	Grey shading indicates that we have no valid data for this question

* less than 1% probability that the difference is due to chance

	Magillian 2025	Magillian 2021
Number of completed questionnaires returned	160	150

n=number of valid responses to question (Magillian 2025)

	In person (prison visit)?	<i>n=133</i>	63%	
	Using video calling?	<i>n=111</i>	77%	
8.2	Do visits usually start and finish on time?	<i>n=143</i>	73%	
8.3	Are your visitors usually treated respectfully by staff all/ most of the time?	<i>n=133</i>	90%	
8.4	Is it very/quite easy for your family and friends to get here?	<i>n=139</i>	48%	
8.5	Have staff here encouraged you to keep in touch with your family/friends?	<i>n=157</i>	58%	44%
8.6	Have you had any problems with sending or receiving?			
	Emails	<i>n=128</i>	15%	35%
	Letters	<i>n=141</i>	25%	37%
	Parcels	<i>n=134</i>	19%	53%
8.7	Are you able to use a phone every day (if you have credit)?	<i>n=149</i>	98%	88%
TIME OUT OF CELL				
9.1	Do you know what the unlock and lock-up times are supposed to be here?	<i>n=155</i>	98%	89%
	<i>For those who know what the unlock and lock-up times are supposed to be:</i>			
	Are these times usually kept to?	<i>n=152</i>	82%	67%
9.2	Do you usually spend less than 2 hours out of your cell each day on Monday - Fridays?	<i>n=154</i>	5%	8%
	Do you usually spend 10 hours or more out of your cell each day on Monday - Fridays?	<i>n=154</i>	17%	18%
	Do you usually spend less than 2 hours out of your cell each day on Saturday - Sundays?	<i>n=131</i>	9%	14%
	Do you usually spend 10 hours or more out of your cell each day on Saturday - Sundays?	<i>n=131</i>	11%	6%
9.3	How many times in a normal week can you complete domestic tasks?			
	Once or more	<i>n=145</i>	94%	
	Three times or more	<i>n=145</i>	81%	
	More than five times	<i>n=145</i>	66%	

Shading is used to indicate statistical significance*, as follows:

	Green shading shows results that are significantly more positive than the comparator
	Blue shading shows results that are significantly more negative than the comparator
	Orange shading shows significant differences in demographics and background information
	No shading means that differences are not significant and may have occurred by chance
	Grey shading indicates that we have no valid data for this question

* less than 1% probability that the difference is due to chance

Magillian 2025	Magillian 2021
160	150

Number of completed questionnaires returned

n=number of valid responses to question (Magillian 2025)

	How many times in a normal week can you get association?		
	Once or more	<i>n=147</i>	94%
	Three times or more	<i>n=147</i>	86%
	More than five times	<i>n=147</i>	76%
	How many times in a normal week can you get exercise outside?		
	Once or more	<i>n=146</i>	93%
	Three times or more	<i>n=146</i>	88%
	More than five times	<i>n=146</i>	77%
	How many times in a normal week can you go to the gym or play sports?		
	Once or more	<i>n=147</i>	90%
	Three times or more	<i>n=147</i>	82%
	More than five times	<i>n=147</i>	54%
9.4	At the weekend, are you able to?		
	Complete domestic tasks	<i>n=147</i>	89%
	Get association	<i>n=147</i>	96%
	Exercise outside	<i>n=147</i>	96%
	Go to the gym or play sports	<i>n=145</i>	77%
9.5	Are you able to visit the library once a week or more?	<i>n=155</i>	86% 67%
	Are you able to borrow library materials kept on the wing once a week or more?	<i>n=145</i>	70%
	Are you able to get things from the library delivered to the wing once a week or more?	<i>n=143</i>	53% 55%
9.6	Does the library have a wide enough range of materials to meet your needs?	<i>n=145</i>	83% 61%
REQUESTS, COMPLAINTS AND LEGAL RIGHTS			
10.1	Is it easy for you to make a request?	<i>n=153</i>	93% 86%

Shading is used to indicate statistical significance*, as follows:

	Green shading shows results that are significantly more positive than the comparator
	Blue shading shows results that are significantly more negative than the comparator
	Orange shading shows significant differences in demographics and background information
	No shading means that differences are not significant and may have occurred by chance
	Grey shading indicates that we have no valid data for this question

* less than 1% probability that the difference is due to chance

Magillian 2025	Magillian 2021
160	150

Number of completed questionnaires returned

n=number of valid responses to question (Magillian 2025)

<i>For those who have made a request are they usually dealt with:</i>				
10.2	Fairly?	<i>n=140</i>	88%	73%
	Within 7 days?	<i>n=115</i>	88%	78%
10.3	Is it easy for you to make a complaint?	<i>n=151</i>	75%	81%
<i>For those who have made a complaint are they usually dealt with:</i>				
10.4	Fairly?	<i>n=79</i>	68%	51%
	Within 7 days?	<i>n=66</i>	82%	77%
10.5	Have you ever been prevented from making a complaint here when you wanted to?	<i>n=87</i>	28%	37%
10.6	Do you know how to contact the following organisations?			
	The Independent Monitoring Board	<i>n=154</i>	63%	
	Prisoner Ombudsman for Northern Ireland	<i>n=148</i>	64%	
<i>For those who need it, is it easy to?</i>				
10.7	Communicate with your solicitor or legal representative	<i>n=147</i>	82%	76%
	Attend legal visits	<i>n=135</i>	77%	70%
10.8	Have staff opened letters from your solicitor or legal representative when you were not present?			
<i>For those who have had legal letters opened when they were not present:</i>				
	Did staff tell you why?	<i>n=84</i>	38%	

HEALTH CARE

11.1	Since arriving in this prison, have you experienced any delays accessing?			
	Your medication	<i>n=136</i>	57%	
	Your outside medical appointments	<i>n=99</i>	43%	
	Your agreed social care package	<i>n=81</i>	33%	
11.2	Is it very/quite easy to see?			
	Doctor	<i>n=154</i>	23%	22%
	Nurse	<i>n=152</i>	74%	68%

Shading is used to indicate statistical significance*, as follows:

	Green shading shows results that are significantly more positive than the comparator
	Blue shading shows results that are significantly more negative than the comparator
	Orange shading shows significant differences in demographics and background information
	No shading means that differences are not significant and may have occurred by chance
	Grey shading indicates that we have no valid data for this question

* less than 1% probability that the difference is due to chance

Magillian 2025	Magillian 2021
160	150

Number of completed questionnaires returned

n=number of valid responses to question (Magillian 2025)

	Dentist	<i>n</i> =149	41%	46%
	Pharmacist	<i>n</i> =147	40%	37%
	Mental health worker	<i>n</i> =153	34%	28%
	Substance misuse worker	<i>n</i> =152	24%	25%
11.3	Do you think the quality of the health service is very/quite good from?			
	Doctor	<i>n</i> =152	53%	39%
	Nurse	<i>n</i> =150	74%	63%
	Dentist	<i>n</i> =147	63%	59%
	Pharmacist	<i>n</i> =146	48%	42%
	Mental health worker	<i>n</i> =152	41%	30%
	Substance misuse worker	<i>n</i> =148	26%	32%
11.4	Do you think the overall quality of the health services here is very/quite good?		<i>n</i> =151	56% 47%
<i>For those who are due to be released in the next month:</i>				
11.5	Are you confident there are adequate plans to continue your health care?		<i>n</i> =26	38%
11.6	Are you able to lead a healthy lifestyle here (in relation to your physical, mental, dietary needs, emotional and social well-being) always/most of the time?		<i>n</i> =150	59%
OTHER SUPPORT NEEDS				
12.1	Do you consider yourself to have a disability (long-term physical, mental or learning needs)?		<i>n</i> =148	55% 55%
<i>For those who have a disability:</i>				
12.2	Are you getting the support you need in this prison?		<i>n</i> =78	49% 40%
12.3	Do you have any mental health problems?		<i>n</i> =147	61% 71%
<i>For those who have any mental health problems:</i>				
12.4	Have you been helped with your mental health problems in this prison?		<i>n</i> =89	45%
12.5	Has your mental health got better since arriving at this prison?		<i>n</i> =143	23% 16%
12.6	Do you consider yourself to be neurodivergent (this includes any neurological or brain difference that impacts your daily life, for example, ADHD, Autism or an Acquired Brain Injury)?		<i>n</i> =146	34%
<i>For those who are neurodivergent:</i>				

Shading is used to indicate statistical significance*, as follows:

- Green shading shows results that are significantly more positive than the comparator
- Blue shading shows results that are significantly more negative than the comparator
- Orange shading shows significant differences in demographics and background information
- No shading means that differences are not significant and may have occurred by chance
- Grey shading indicates that we have no valid data for this question

* less than 1% probability that the difference is due to chance

Magillian 2025	Magillian 2021
160	150

Number of completed questionnaires returned

n=number of valid responses to question (Magillian 2025)

12.7	Are you getting the support you need in this prison?	<i>n=44</i>	34%	
ALCOHOL AND DRUGS				
13.1	Do you have a drug or alcohol problem?	<i>n=150</i>	32%	
<i>For those who have a drug or alcohol problem:</i>				
13.2	Have you told staff about your drug or alcohol problem?	<i>n=48</i>	81%	
<i>For those who have told staff:</i>				
	Have you received help to manage it?	<i>n=39</i>	36%	

Shading is used to indicate statistical significance*, as follows:

	Green shading shows results that are significantly more positive than the comparator
	Blue shading shows results that are significantly more negative than the comparator
	Orange shading shows significant differences in demographics and background information
	No shading means that differences are not significant and may have occurred by chance
	Grey shading indicates that we have no valid data for this question

* less than 1% probability that the difference is due to chance

	Magillian 2025	Magillian 2021
Number of completed questionnaires returned	160	150

n=number of valid responses to question (Magillian 2025)

13.3	Have you developed a drug or alcohol problem in this prison (including medication not prescribed to you)?	<i>n</i> =150	23%	
	<i>For those who have developed a drug or alcohol problem in this prison:</i>			
	Have you received help to manage your drug or alcohol problem (including medication not prescribed to you)?	<i>n</i> =35	34%	
	<i>For those who have a drug or alcohol problem and are due to be released in the next month:</i>			
13.4	Do you know who to contact for support for your drug or alcohol problem when you leave this prison?	<i>n</i> =0		
13.5	In this prison, is it easy/ very easy to get?			
	Illicit drugs	<i>n</i> =143	41%	47%
	Alcohol	<i>n</i> =140	22%	14%
	Medication not prescribed to you	<i>n</i> =143	43%	
SAFETY				
14.1	Have you ever felt unsafe here?	<i>n</i> =151	39%	37%
14.2	Do you feel unsafe now?	<i>n</i> =148	16%	11%
14.3	Would you report it if you were being bullied/ victimised in this prison by:			
	Other prisoners?	<i>n</i> =144	45%	
	Staff?	<i>n</i> =138	42%	
14.4	Have you been bullied/ victimised in this prison by other prisoners?	<i>n</i> =142	20%	
14.5	Have you experienced the following bullying/victimisation by other prisoners:			
	Verbal abuse?	<i>n</i> =142	16%	
	Threats or intimidation?	<i>n</i> =142	11%	
	Physical assault?	<i>n</i> =142	8%	
	Sexual assault?	<i>n</i> =142	2%	
	Theft of canteen or property?	<i>n</i> =142	8%	
	Other bullying/victimisation?	<i>n</i> =142	7%	
14.4	Have you been bullied/ victimised in this prison by staff?	<i>n</i> =141	20%	

Shading is used to indicate statistical significance*, as follows:

- Green shading shows results that are significantly more positive than the comparator
- Blue shading shows results that are significantly more negative than the comparator
- Orange shading shows significant differences in demographics and background information
- No shading means that differences are not significant and may have occurred by chance
- Grey shading indicates that we have no valid data for this question

* less than 1% probability that the difference is due to chance

Magillian 2025	Magillian 2021
160	150

Number of completed questionnaires returned

n=number of valid responses to question (Magillian 2025)

14.5	Have you experienced the following bullying/victimisation by staff:		
	Verbal abuse?	<i>n=141</i>	13%
	Threats or intimidation?	<i>n=141</i>	7%
	Physical assault?	<i>n=141</i>	4%
	Sexual assault?	<i>n=141</i>	1%
	Theft of canteen or property?	<i>n=141</i>	3%
	Other bullying/victimisation?	<i>n=141</i>	13%

Shading is used to indicate statistical significance*, as follows:

	Green shading shows results that are significantly more positive than the comparator
	Blue shading shows results that are significantly more negative than the comparator
	Orange shading shows significant differences in demographics and background information
	No shading means that differences are not significant and may have occurred by chance
	Grey shading indicates that we have no valid data for this question

* less than 1% probability that the difference is due to chance

	Magillian 2025	Magillian 2021
Number of completed questionnaires returned	160	150

n=number of valid responses to question (Magillian 2025)

BEHAVIOUR MANAGEMENT			
15.1	Does this prison:		
	Reward good behaviour fairly?	<i>n=146</i>	51%
	Deal with bad behaviour fairly?	<i>n=133</i>	45%
15.2	Are there opportunities to motivate people in this prison?	<i>n=144</i>	54%
<i>For those who know that there are opportunities and rewards are:</i>			
15.3	Do the opportunities and rewards in this prison motivate you to behave well?	<i>n=77</i>	95%
15.4	Do you think the culture within this prison encourages prisoners to behave well?	<i>n=144</i>	53%
15.5	Have you been restrained by staff in this prison in the last 6 months?		
	<i>For those who have been restrained in the last 6 months:</i>		
	Did anyone come and talk to you about it afterwards?	<i>n=33</i>	18%
15.6	Have you spent one or more nights in the care and supervision unit in this prison in the last 6 months?	<i>n=138</i>	33%
<i>For those who have spent one or more nights in the care and supervision unit in this prison in the last 6 months:</i>			
	Were you treated well by care and supervision unit staff?	<i>n=43</i>	70%
	Could you shower every day?	<i>n=42</i>	74%
	Could you go outside for exercise every day?	<i>n=43</i>	56%
	Could you use the phone every day (if you had credit)?	<i>n=42</i>	69%
EDUCATION, SKILLS AND WORK			
16.1	Have you needed support with reading needs in this prison?		
	<i>For those who have needed support:</i>		
	Have you been supported (this could include education or wing staff, peer support or anyone else in this prison)?	<i>n=72</i>	79%
16.2	In this prison, have you done the following activities?		
	Education	<i>n=141</i>	78%
	Vocational or skills training	<i>n=136</i>	78%

Shading is used to indicate statistical significance*, as follows:

	Green shading shows results that are significantly more positive than the comparator
	Blue shading shows results that are significantly more negative than the comparator
	Orange shading shows significant differences in demographics and background information
	No shading means that differences are not significant and may have occurred by chance
	Grey shading indicates that we have no valid data for this question

* less than 1% probability that the difference is due to chance

Magillian 2025	Magillian 2021
160	150

Number of completed questionnaires returned

n=number of valid responses to question (Magillian 2025)

	Getting employment	<i>n=31</i>	35%	52%
	Sorting out benefits	<i>n=32</i>	72%	67%
	Finances and debt	<i>n=29</i>	41%	59%
	Opening a bank account	<i>n=32</i>	38%	
	Getting photo ID?	<i>n=32</i>	50%	
18.4	Are you getting help to sort out the following for when you are released, if you need it?			
	Finding accommodation	<i>n=20</i>	55%	41%
	Getting employment	<i>n=11</i>	45%	20%
	Sorting out benefits	<i>n=23</i>	52%	20%
	Finances and debt	<i>n=12</i>	8%	24%
	Opening a bank account	<i>n=12</i>	50%	
	Getting photo ID	<i>n=16</i>	50%	
FINAL QUESTIONS ABOUT THIS PRISON				
20.1	Do you think your experiences in this prison have made you less likely to offend in the future?	<i>n=142</i>	72%	67%

Magilligan 2025

Comparison of survey responses between sub-populations of prisoners

In this table responses of Protestant prisoners are compared with those of Catholic prisoners.

Shading is used to indicate statistical significance*, as follows:



Green shading shows results that are significantly more positive than the comparator

Blue shading shows results that are significantly more negative than the comparator

Orange shading shows significant differences in demographics and background information

No shading means that differences are not significant and may have occurred by chance

Grey shading indicates that we have no valid data for this question

* less than 1% probability that the difference is due to chance

Protestant	Catholic
56	73

DEMOGRAPHICS AND OTHER BACKGROUND INFORMATION			
1.2	Are you under 21 years of age?	0%	0%
	Are you under 25 years of age?	5%	5%
	Are you 50 years of age or older?	27%	22%
	Are you 70 years of age or older?	4%	4%
1.3	Are you from an ethnic group other than white?	0%	1%
	Are you from a white Gypsy or Irish Traveller or Roma ethnic group?	0%	4%
1.4	Have you been in this prison for less than 6 months?	24%	19%
1.5	Are you currently serving a sentence?	98%	100%
	Are you on recall?	8%	15%
1.6	Is your sentence less than 12 months?	11%	13%
	Are you here under an indeterminate custodial sentence (ICS)?	0%	0%
12.1	Do you consider yourself to have a disability (long-term physical, mental or learning needs)?	49%	63%
12.3	Do you have any mental health problems?	55%	67%
12.6	Do you consider yourself to be neurodivergent (this includes any neurological or brain difference that impacts your daily life, for example, ADHD, Autism or an Acquired Brain Injury)?	23%	41%

Shading is used to indicate statistical significance*, as follows:

	Green shading shows results that are significantly more positive than the comparator
	Blue shading shows results that are significantly more negative than the comparator
	Orange shading shows significant differences in demographics and background information
	No shading means that differences are not significant and may have occurred by chance
	Grey shading indicates that we have no valid data for this question

* less than 1% probability that the difference is due to chance

	Protestant	Catholic
	56	73

19.1	Do you have children under the age of 18?	51%	57%
19.2	Are you a foreign national?	2%	18%
19.3	Have you ever been in the care of Social Services (e.g. lived with foster parents or in a children's home, or had a social worker, while you were under 18 years old)?	11%	21%
19.4	Have you ever been in the armed services (e.g. army, navy, air force)?	9%	8%
19.5	Is your gender female, non-binary or other?	0%	0%
19.6	Do you identify as transgender or trans?	0%	3%
19.7	Are you homosexual, bisexual or other sexual orientation?	4%	1%
ARRIVAL AND RECEPTION			
2.1	When you arrived at this prison, did you spend less than 2 hours in reception?	56%	63%
2.2	Were you searched in reception?	100%	99%
	<i>For those who were searched:</i>		
	Was this done in a respectful way?	91%	78%
2.3	Overall, were you treated very/quite well in reception?	91%	86%
2.4	When you first arrived, did you have problems with?		
	Feeling depressed	48%	38%
	Feeling suicidal	13%	23%
	Needing protection from other prisoners	15%	16%
	<i>For those who had the following problems, did staff help you with?</i>		
	Feeling depressed	48%	36%
Feeling suicidal	60%	46%	

Shading is used to indicate statistical significance*, as follows:



- Green shading shows results that are significantly more positive than the comparator
- Blue shading shows results that are significantly more negative than the comparator
- Orange shading shows significant differences in demographics and background information
- No shading means that differences are not significant and may have occurred by chance
- Grey shading indicates that we have no valid data for this question

* less than 1% probability that the difference is due to chance

Protestant	Catholic
56	73

	Needing protection from other prisoners	100%	44%
	<i>For those who had any problems when they first arrived:</i>		
2.5	Were you able to talk to a member of staff in private?	67%	63%
2.6	Did you see someone from health care in reception?	77%	65%
FIRST NIGHT AND INDUCTION			
3.1	Before you were locked up on your first night here, were you offered?		
	Nicotine replacement (including vapes)	21%	18%
	Toiletries	60%	73%
	A shower	58%	71%
	A free phone call	48%	49%
	Something to eat	85%	90%
	The chance to talk to a Listener or Samaritans	35%	40%
	Support from another prisoner (e.g. peer mentors)	35%	44%
3.2	On your first night in this prison, was your cell very/quite clean?	57%	58%
3.3	Did you feel safe on your first night here?	83%	88%
3.4	Did you have numbers put on your PIN phone within 24 hours?	61%	69%
3.5	In your first few days here, did you get?		
	Items from the prison shop/ canteen	95%	89%
	Access to clean clothing that fitted you	81%	75%
	PIN phone credit	87%	80%

Shading is used to indicate statistical significance*, as follows:

	Green shading shows results that are significantly more positive than the comparator
	Blue shading shows results that are significantly more negative than the comparator
	Orange shading shows significant differences in demographics and background information
	No shading means that differences are not significant and may have occurred by chance
	Grey shading indicates that we have no valid data for this question

* less than 1% probability that the difference is due to chance

	Protestant	Catholic
	56	73

	Showers	87%	72%
	Exercise yard	93%	86%
4.6	Have you been on an SPAR (Supporting Prisoners at Risk) in this prison?	35%	25%
	<i>For those who have been on an SPAR:</i>		
	Did you feel cared for by staff?	53%	41%
4.7	Is it very/quite easy for you to speak to a Listener if you need to?	55%	63%
FOOD AND CANTEEN			
5.1	Is the quality of the food in this prison very/quite good?	63%	57%
5.2	Do you get enough to eat at mealtimes always/most of the time?	66%	57%
5.3	Does the shop/canteen sell the things that you need?	80%	64%
5.4	Can you use catalogues/other providers to buy the things you need?	62%	56%
RELATIONSHIPS WITH STAFF			
6.1	Do most staff here treat you with respect?	98%	82%
6.2	Are there any staff here you could turn to if you had a problem?	94%	79%
6.3	In the last week, has any member of staff talked to you about how you are getting on?	51%	49%
6.4	Do you have a named officer (key worker)?	89%	92%
	<i>For those who have a named officer (key worker):</i>		
	Is your named officer (key worker) very/quite helpful?	80%	76%
6.5	Are prisoners here consulted about things like food, canteen or wing issues?	73%	72%
	If so, do things sometimes change?	68%	62%

Shading is used to indicate statistical significance*, as follows:

	Green shading shows results that are significantly more positive than the comparator
	Blue shading shows results that are significantly more negative than the comparator
	Orange shading shows significant differences in demographics and background information
	No shading means that differences are not significant and may have occurred by chance
	Grey shading indicates that we have no valid data for this question

* less than 1% probability that the difference is due to chance

	Protestant	Catholic
	56	73

6.6	If you want to, can you talk to managers, governors or directors in this prison?	45%	54%
6.7	Have you shared a problem with a manager, governor or director?	48%	58%
	<i>For those who have shared a problem with a manager, governor or director:</i>		
	Did they try to help you?	77%	67%
FAITH			
7.1	Have you spoken to the Chaplaincy team in this prison?	73%	77%
7.2	Are you able to speak to the Chaplaincy team in private, if you want to?	78%	82%
7.3	Do you have a religion?	100%	100%
<i>For those who have a religion:</i>			
7.4	Are you able to attend religious services, if you want to?	95%	97%
7.5	Are your religious beliefs respected here?	78%	73%
CONTACT WITH FAMILY AND FRIENDS			
8.1	Have you been able to see your family/friends more than once in the last month:		
	In person (prison visit)?	66%	65%
	Using video calling?	80%	80%
8.2	Do visits usually start and finish on time?	73%	75%
8.3	Are your visitors usually treated respectfully by staff all/ most of the time?	94%	89%
8.4	Is it very/quite easy for your family and friends to get here?	39%	55%
8.5	Have staff here encouraged you to keep in touch with your family/friends?	59%	63%
8.6	Have you had any problems with sending or receiving?		

Shading is used to indicate statistical significance*, as follows:



- Green shading shows results that are significantly more positive than the comparator
- Blue shading shows results that are significantly more negative than the comparator
- Orange shading shows significant differences in demographics and background information
- No shading means that differences are not significant and may have occurred by chance
- Grey shading indicates that we have no valid data for this question

* less than 1% probability that the difference is due to chance

	Protestant	Catholic
	56	73

	Emails	13%	11%
	Letters	17%	27%
	Parcels	14%	21%
8.7	Are you able to use a phone every day (if you have credit)?	98%	99%
TIME OUT OF CELL			
9.1	Do you know what the unlock and lock-up times are supposed to be here?	98%	97%
	<i>For those who know what the unlock and lock-up times are supposed to be:</i>		
	Are these times usually kept to?	85%	80%
9.2	Do you usually spend less than 2 hours out of your cell each day on Monday - Fridays?	4%	4%
	Do you usually spend 10 hours or more out of your cell each day on Monday - Fridays?	17%	15%
	Do you usually spend less than 2 hours out of your cell each day on Saturday - Sundays?	8%	7%
	Do you usually spend 10 hours or more out of your cell each day on Saturday - Sundays?	15%	10%
9.3	How many times in a normal week can you complete domestic tasks?		
	Once or more	96%	94%
	Three times or more	80%	83%
	More than five times	67%	66%
	How many times in a normal week can you get association?		
	Once or more	98%	92%
	Three times or more	87%	89%
	More than five times	78%	79%

Shading is used to indicate statistical significance*, as follows:

- Green shading shows results that are significantly more positive than the comparator
- Blue shading shows results that are significantly more negative than the comparator
- Orange shading shows significant differences in demographics and background information
- No shading means that differences are not significant and may have occurred by chance
- Grey shading indicates that we have no valid data for this question

* less than 1% probability that the difference is due to chance

Protestant	Catholic
56	73

	How many times in a normal week can you get exercise outside?		
	Once or more	96%	91%
	Three times or more	87%	88%
	More than five times	75%	78%
	How many times in a normal week can you go to the gym or play sports?		
	Once or more	93%	88%
	Three times or more	82%	85%
	More than five times	55%	53%
9.4	At the weekend, are you able to?		
	Complete domestic tasks	94%	85%
	Get association	98%	94%
	Exercise outside	98%	97%
	Go to the gym or play sports	83%	76%
9.5	Are you able to visit the library once a week or more?	88%	89%
	Are you able to borrow library materials kept on the wing once a week or more?	69%	74%
	Are you able to get things from the library delivered to the wing once a week or more?	51%	54%
9.6	Does the library have a wide enough range of materials to meet your needs?	83%	84%
REQUESTS, COMPLAINTS AND LEGAL RIGHTS			
10.1	Is it easy for you to make a request?	93%	92%
	<i>For those who have made a request are they usually dealt with:</i>		

Shading is used to indicate statistical significance*, as follows:

- Green shading shows results that are significantly more positive than the comparator
- Blue shading shows results that are significantly more negative than the comparator
- Orange shading shows significant differences in demographics and background information
- No shading means that differences are not significant and may have occurred by chance
- Grey shading indicates that we have no valid data for this question

* less than 1% probability that the difference is due to chance

Protestant	Catholic
56	73

13.3	Have you developed a drug or alcohol problem in this prison (including medication not prescribed to you)?	25%	25%
	<i>For those who have developed a drug or alcohol problem in this prison:</i>		
	Have you received help to manage your drug or alcohol problem (including medication not prescribed to you)?	43%	29%
	<i>For those who have a drug or alcohol problem and are due to be released in the next month:</i>		
13.4	Do you know who to contact for support for your drug or alcohol problem when you leave this prison?		
13.5	In this prison, is it easy/ very easy to get?		
	Illicit drugs	37%	47%
	Alcohol	23%	25%
	Medication not prescribed to you	43%	45%
SAFETY			
14.1	Have you ever felt unsafe here?	33%	38%
14.2	Do you feel unsafe now?	16%	18%
14.3	Would you report it if you were being bullied/ victimised in this prison by:		
	Other prisoners?	45%	49%
	Staff?	39%	47%
14.4	Have you been bullied/ victimised in this prison by other prisoners?	20%	22%
14.5	Have you experienced the following bullying/victimisation by other prisoners:		
	Verbal abuse?	17%	17%
	Threats or intimidation?	15%	9%
	Physical assault?	9%	9%

Shading is used to indicate statistical significance*, as follows:






- Green shading shows results that are significantly more positive than the comparator
- Blue shading shows results that are significantly more negative than the comparator
- Orange shading shows significant differences in demographics and background information
- No shading means that differences are not significant and may have occurred by chance
- Grey shading indicates that we have no valid data for this question

** less than 1% probability that the difference is due to chance*

	Protestant	Catholic
	56	73

	Sexual assault?	2%	2%
	Theft of canteen or property?	9%	6%
	Other bullying/victimisation?	7%	9%
14.4	Have you been bullied/ victimised in this prison by staff?	22%	17%
14.5	Have you experienced the following bullying/victimisation by staff:		
	Verbal abuse?	13%	13%
	Threats or intimidation?	5%	8%
	Physical assault?	2%	6%
	Sexual assault?	0%	2%
	Theft of canteen or property?	4%	3%
	Other bullying/victimisation?	11%	13%

Shading is used to indicate statistical significance*, as follows:

-  Green shading shows results that are significantly more positive than the comparator
-  Blue shading shows results that are significantly more negative than the comparator
-  Orange shading shows significant differences in demographics and background information
-  No shading means that differences are not significant and may have occurred by chance
-  Grey shading indicates that we have no valid data for this question

** less than 1% probability that the difference is due to chance*

Protestant	Catholic
56	73

FINAL QUESTIONS ABOUT THIS PRISON			
20.1	Do you think your experiences in this prison have made you less likely to offend in the future?	77%	66%

Magilligan 2025

Comparison of survey responses from different residential locations

In this table responses from the Halward unit are compared with those from rest of the establishment.

Shading is used to indicate statistical significance*, as follows:

	Green shading shows results that are significantly more positive than the comparator
	Blue shading shows results that are significantly more negative than the comparator
	Orange shading shows significant differences in demographics and background information
	No shading means that differences are not significant and may have occurred by chance
	Grey shading indicates that we have no valid data for this question

* less than 1% probability that the difference is due to chance

Halward unit	Rest of the establishment
37	119

DEMOGRAPHICS AND OTHER BACKGROUND INFORMATION			
1.2	Are you under 21 years of age?	0%	0%
	Are you under 25 years of age?	11%	3%
	Are you 50 years of age or older?	16%	26%
	Are you 70 years of age or older?	0%	4%
1.3	Are you from an ethnic group other than white?	0%	7%
	Are you from a white Gypsy or Irish Traveller or Roma ethnic group?	0%	3%
1.4	Have you been in this prison for less than 6 months?	41%	13%
1.5	Are you currently serving a sentence?	100%	99%
	Are you on recall?	22%	11%
1.6	Is your sentence less than 12 months?	24%	10%
	Are you here under an indeterminate custodial sentence (ICS)?	0%	0%
7.3	Are you Muslim?	0%	3%
	Are you Catholic?	47%	
	Are you Protestant?	36%	

Shading is used to indicate statistical significance*, as follows:

	Green shading shows results that are significantly more positive than the comparator
	Blue shading shows results that are significantly more negative than the comparator
	Orange shading shows significant differences in demographics and background information
	No shading means that differences are not significant and may have occurred by chance
	Grey shading indicates that we have no valid data for this question

* less than 1% probability that the difference is due to chance

Halward unit	Rest of the establishment
37	119

12.1	Do you consider yourself to have a disability (long-term physical, mental or learning needs)?	54%	54%
12.3	Do you have any mental health problems?	69%	57%
12.6	Do you consider yourself to be neurodivergent (this includes any neurological or brain difference that impacts your daily life, for example, ADHD, Autism or an Acquired Brain Injury)?	37%	31%
19.1	Do you have children under the age of 18?	75%	52%
19.2	Are you a foreign national?	9%	11%
19.3	Have you ever been in the care of Social Services (e.g. lived with foster parents or in a children's home, or had a social worker, while you were under 18 years old)?	24%	18%
19.4	Have you ever been in the armed services (e.g. army, navy, air force)?	12%	7%
19.5	Is your gender female, non-binary or other?	0%	1%
19.6	Do you identify as transgender or trans?	6%	0%
19.7	Are you homosexual, bisexual or other sexual orientation?	0%	5%
ARRIVAL AND RECEPTION			
2.1	When you arrived at this prison, did you spend less than 2 hours in reception?	65%	52%
2.2	Were you searched in reception?	97%	100%
	<i>For those who were searched:</i>		
	Was this done in a respectful way?	86%	80%
2.3	Overall, were you treated very/quite well in reception?	89%	86%
2.4	When you first arrived, did you have problems with?		
	Feeling depressed	31%	46%
	Feeling suicidal	15%	20%
	Needing protection from other prisoners	8%	17%

Shading is used to indicate statistical significance*, as follows:

	Green shading shows results that are significantly more positive than the comparator
	Blue shading shows results that are significantly more negative than the comparator
	Orange shading shows significant differences in demographics and background information
	No shading means that differences are not significant and may have occurred by chance
	Grey shading indicates that we have no valid data for this question

* less than 1% probability that the difference is due to chance

	Halward unit	Rest of the establishment
	37	119

<i>For those who had the following problems, did staff help you with?</i>			
	Feeling depressed	40%	50%
	Feeling suicidal	50%	61%
	Needing protection from other prisoners	50%	73%
<i>For those who had any problems when they first arrived:</i>			
2.5	Were you able to talk to a member of staff in private?	80%	57%
2.6	Did you see someone from health care in reception?	72%	70%
FIRST NIGHT AND INDUCTION			
3.1	Before you were locked up on your first night here, were you offered?		
	Nicotine replacement (including vapes)	13%	25%
	Toiletries	69%	65%
	A shower	69%	67%
	A free phone call	50%	50%
	Something to eat	88%	87%
	The chance to talk to a Listener or Samaritans	44%	41%
	Support from another prisoner (e.g. peer mentors)	47%	42%
3.2	On your first night in this prison, was your cell very/quite clean?	69%	50%
3.3	Did you feel safe on your first night here?	92%	82%
3.4	Did you have numbers put on your PIN phone within 24 hours?	78%	61%
3.5	In your first few days here, did you get?		

Shading is used to indicate statistical significance*, as follows:

	Green shading shows results that are significantly more positive than the comparator
	Blue shading shows results that are significantly more negative than the comparator
	Orange shading shows significant differences in demographics and background information
	No shading means that differences are not significant and may have occurred by chance
	Grey shading indicates that we have no valid data for this question

* less than 1% probability that the difference is due to chance

Halward unit	Rest of the establishment
37	119

	Items from the prison shop/ canteen	92%	92%
	Access to clean clothing that fitted you	68%	80%
	PIN phone credit	78%	83%
	Your personal property	77%	75%
3.6	Have you had an induction at this prison?	97%	93%
	<i>For those who have had an induction:</i>		
	Did your induction cover everything you needed to know about this prison?	88%	73%
ON THE WING			
4.1	Are you in a cell on your own?	6%	97%
4.2	Is your cell call bell normally answered within 5 minutes?	69%	60%
4.3	On the wing or houseblock you are currently living on:		
	Do you normally have enough clean clothing that fits you?	89%	97%
	Can you have a shower every day if you want one?	97%	99%
	Can you get clean bedding every week if you want it?	89%	99%
	Can you get cell cleaning materials every week if you want them?	92%	92%
	Can you get your stored property promptly, if you need it?	61%	56%
4.4	Is it normally quiet enough on the wing or houseblock for you to relax:		
	During the day?	76%	77%
	At night?	86%	83%
4.5	Normally, are these communal areas of your wing or houseblock very/quite clean?		

Shading is used to indicate statistical significance*, as follows:

	Green shading shows results that are significantly more positive than the comparator
	Blue shading shows results that are significantly more negative than the comparator
	Orange shading shows significant differences in demographics and background information
	No shading means that differences are not significant and may have occurred by chance
	Grey shading indicates that we have no valid data for this question

* less than 1% probability that the difference is due to chance

	Halward unit	Rest of the establishment
	37	119

	Landings and stairs	94%	89%
	Association areas	86%	87%
	Servery	86%	84%
	Showers	83%	77%
	Exercise yard	89%	87%
4.6	Have you been on an SPAR (Supporting Prisoners at Risk) in this prison?	12%	32%
	<i>For those who have been on an SPAR:</i>		
	Did you feel cared for by staff?	25%	57%
4.7	Is it very/quite easy for you to speak to a Listener if you need to?	61%	63%
FOOD AND CANTEEN			
5.1	Is the quality of the food in this prison very/quite good?	78%	52%
5.2	Do you get enough to eat at mealtimes always/most of the time?	58%	63%
5.3	Does the shop/canteen sell the things that you need?	72%	70%
5.4	Can you use catalogues/other providers to buy the things you need?	50%	63%
RELATIONSHIPS WITH STAFF			
6.1	Do most staff here treat you with respect?	92%	87%
6.2	Are there any staff here you could turn to if you had a problem?	74%	88%
6.3	In the last week, has any member of staff talked to you about how you are getting on?	56%	52%
6.4	Do you have a named officer (key worker)?	89%	89%
	<i>For those who have a named officer (key worker):</i>		

Shading is used to indicate statistical significance*, as follows:

	Green shading shows results that are significantly more positive than the comparator
	Blue shading shows results that are significantly more negative than the comparator
	Orange shading shows significant differences in demographics and background information
	No shading means that differences are not significant and may have occurred by chance
	Grey shading indicates that we have no valid data for this question

* less than 1% probability that the difference is due to chance

	Halward unit	Rest of the establishment
	37	119

	Is your named officer (key worker) very/quite helpful?	69%	84%
6.5	Are prisoners here consulted about things like food, canteen or wing issues?	64%	75%
	If so, do things sometimes change?	57%	68%
6.6	If you want to, can you talk to managers, governors or directors in this prison?	47%	51%
6.7	Have you shared a problem with a manager, governor or director?	47%	61%
	<i>For those who have shared a problem with a manager, governor or director:</i>		
	Did they try to help you?	65%	70%
FAITH			
7.1	Have you spoken to the Chaplaincy team in this prison?	69%	72%
7.2	Are you able to speak to the Chaplaincy team in private, if you want to?	64%	79%
7.3	Do you have a religion?	89%	91%
	<i>For those who have a religion:</i>		
7.4	Are you able to attend religious services, if you want to?	91%	93%
7.5	Are your religious beliefs respected here?	75%	74%
CONTACT WITH FAMILY AND FRIENDS			
8.1	Have you been able to see your family/friends more than once in the last month:		
	In person (prison visit)?	58%	67%
	Using video calling?	77%	78%
8.2	Do visits usually start and finish on time?	77%	73%
8.3	Are your visitors usually treated respectfully by staff all/ most of the time?	93%	90%

Shading is used to indicate statistical significance*, as follows:

	Green shading shows results that are significantly more positive than the comparator
	Blue shading shows results that are significantly more negative than the comparator
	Orange shading shows significant differences in demographics and background information
	No shading means that differences are not significant and may have occurred by chance
	Grey shading indicates that we have no valid data for this question

* less than 1% probability that the difference is due to chance

Halward unit	Rest of the establishment
37	119

8.4	Is it very/quite easy for your family and friends to get here?	42%	50%
8.5	Have staff here encouraged you to keep in touch with your family/friends?	53%	61%
8.6	Have you had any problems with sending or receiving?		
	Emails	17%	14%
	Letters	21%	25%
	Parcels	19%	18%
8.7	Are you able to use a phone every day (if you have credit)?	97%	98%
TIME OUT OF CELL			
9.1	Do you know what the unlock and lock-up times are supposed to be here?	100%	97%
	<i>For those who know what the unlock and lock-up times are supposed to be:</i>		
	Are these times usually kept to?	78%	83%
9.2	Do you usually spend less than 2 hours out of your cell each day on Monday - Fridays?	6%	5%
	Do you usually spend 10 hours or more out of your cell each day on Monday - Fridays?	3%	21%
	Do you usually spend less than 2 hours out of your cell each day on Saturday - Sundays?	9%	8%
	Do you usually spend 10 hours or more out of your cell each day on Saturday - Sundays?	0%	16%
9.3	How many times in a normal week can you complete domestic tasks?		
	Once or more	94%	95%
	Three times or more	91%	77%
	More than five times	72%	65%
	How many times in a normal week can you get association?		

Shading is used to indicate statistical significance*, as follows:

- Green shading shows results that are significantly more positive than the comparator
- Blue shading shows results that are significantly more negative than the comparator
- Orange shading shows significant differences in demographics and background information
- No shading means that differences are not significant and may have occurred by chance
- Grey shading indicates that we have no valid data for this question

* less than 1% probability that the difference is due to chance

Halward unit	Rest of the establishment
37	119

	Once or more	100%	92%
	Three times or more	97%	83%
	More than five times	84%	74%
	How many times in a normal week can you get exercise outside?		
	Once or more	97%	92%
	Three times or more	91%	86%
	More than five times	76%	77%
	How many times in a normal week can you go to the gym or play sports?		
	Once or more	91%	90%
	Three times or more	79%	83%
	More than five times	53%	55%
9.4	At the weekend, are you able to?		
	Complete domestic tasks	88%	90%
	Get association	97%	95%
	Exercise outside	100%	94%
	Go to the gym or play sports	76%	78%
9.5	Are you able to visit the library once a week or more?		
	Are you able to borrow library materials kept on the wing once a week or more?	71%	69%
	Are you able to get things from the library delivered to the wing once a week or more?	68%	48%

Shading is used to indicate statistical significance*, as follows:

	Green shading shows results that are significantly more positive than the comparator
	Blue shading shows results that are significantly more negative than the comparator
	Orange shading shows significant differences in demographics and background information
	No shading means that differences are not significant and may have occurred by chance
	Grey shading indicates that we have no valid data for this question

* less than 1% probability that the difference is due to chance

	Halward unit	Rest of the establishment
	37	119

9.6	Does the library have a wide enough range of materials to meet your needs?	94%	79%
REQUESTS, COMPLAINTS AND LEGAL RIGHTS			
10.1	Is it easy for you to make a request?	94%	93%
	<i>For those who have made a request are they usually dealt with:</i>		
10.2	Fairly?	93%	87%
	Within 7 days?	96%	85%
10.3	Is it easy for you to make a complaint?	74%	76%
	<i>For those who have made a complaint are they usually dealt with:</i>		
10.4	Fairly?	69%	70%
	Within 7 days?	73%	83%
10.5	Have you ever been prevented from making a complaint here when you wanted to?	13%	29%
10.6	Do you know how to contact the following organisations?		
	The Independent Monitoring Board	64%	61%
	Prisoner Ombudsman for Northern Ireland	61%	64%
	<i>For those who need it, is it easy to?</i>		
10.7	Communicate with your solicitor or legal representative	86%	81%
	Attend legal visits	78%	77%
10.8	Have staff opened letters from your solicitor or legal representative when you were not present?	53%	56%
	<i>For those who have had legal letters opened when they were not present:</i>		
	Did staff tell you why?	42%	38%
HEALTH CARE			

Shading is used to indicate statistical significance*, as follows:

- Green shading shows results that are significantly more positive than the comparator
- Blue shading shows results that are significantly more negative than the comparator
- Orange shading shows significant differences in demographics and background information
- No shading means that differences are not significant and may have occurred by chance
- Grey shading indicates that we have no valid data for this question

* less than 1% probability that the difference is due to chance

Halward unit	Rest of the establishment
37	119

11.1	Since arriving in this prison, have you experienced any delays accessing?		
	Your medication	50%	58%
	Your outside medical appointments	26%	45%
	Your agreed social care package	28%	34%
11.2	Is it very/quite easy to see?		
	Doctor	29%	23%
	Nurse	65%	78%
	Dentist	41%	41%
	Pharmacist	39%	42%
	Mental health worker	32%	35%
	Substance misuse worker	32%	22%
11.3	Do you think the quality of the health service is very/quite good from?		
	Doctor	41%	57%
	Nurse	59%	79%
	Dentist	56%	65%
	Pharmacist	41%	52%
	Mental health worker	38%	42%
	Substance misuse worker	32%	25%
11.4	Do you think the overall quality of the health services here is very/quite good?		57%
<i>For those who are due to be released in the next month:</i>			

Shading is used to indicate statistical significance*, as follows:

	Green shading shows results that are significantly more positive than the comparator
	Blue shading shows results that are significantly more negative than the comparator
	Orange shading shows significant differences in demographics and background information
	No shading means that differences are not significant and may have occurred by chance
	Grey shading indicates that we have no valid data for this question

* less than 1% probability that the difference is due to chance

Halward unit	Rest of the establishment
37	119

11.5	Are you confident there are adequate plans to continue your health care?	25%	44%
11.6	Are you able to lead a healthy lifestyle here (in relation to your physical, mental, dietary needs, emotional and social well-being) always/most of the time?	66%	58%
OTHER SUPPORT NEEDS			
12.1	Do you consider yourself to have a disability (long-term physical, mental or learning needs)?	54%	54%
<i>For those who have a disability:</i>			
12.2	Are you getting the support you need in this prison?	63%	46%
12.3	Do you have any mental health problems?	69%	57%
<i>For those who have any mental health problems:</i>			
12.4	Have you been helped with your mental health problems in this prison?	42%	48%
12.5	Has your mental health got better since arriving at this prison?	29%	22%
12.6	Do you consider yourself to be neurodivergent (this includes any neurological or brain difference that impacts your daily life, for example, ADHD, Autism or an Acquired Brain Injury)?	37%	31%
<i>For those who are neurodivergent:</i>			
12.7	Are you getting the support you need in this prison?	50%	31%
ALCOHOL AND DRUGS			
13.1	Do you have a drug or alcohol problem?	37%	29%
<i>For those who have a drug or alcohol problem:</i>			
13.2	Have you told staff about your drug or alcohol problem?	54%	91%
<i>For those who have told staff:</i>			
	Have you received help to manage it?	0%	48%

Shading is used to indicate statistical significance*, as follows:

	Green shading shows results that are significantly more positive than the comparator
	Blue shading shows results that are significantly more negative than the comparator
	Orange shading shows significant differences in demographics and background information
	No shading means that differences are not significant and may have occurred by chance
	Grey shading indicates that we have no valid data for this question

* less than 1% probability that the difference is due to chance

Halward unit	Rest of the establishment
37	119

13.3	Have you developed a drug or alcohol problem in this prison (including medication not prescribed to you)?	29%	20%
	<i>For those who have developed a drug or alcohol problem in this prison:</i>		
	Have you received help to manage your drug or alcohol problem (including medication not prescribed to you)?	20%	45%
	<i>For those who have a drug or alcohol problem and are due to be released in the next month:</i>		
13.4	Do you know who to contact for support for your drug or alcohol problem when you leave this prison?		
13.5	In this prison, is it easy/ very easy to get?		
	Illicit drugs	32%	42%
	Alcohol	15%	23%
	Medication not prescribed to you	29%	47%
SAFETY			
14.1	Have you ever felt unsafe here?	22%	43%
14.2	Do you feel unsafe now?	3%	19%
14.3	Would you report it if you were being bullied/ victimised in this prison by:		
	Other prisoners?	52%	44%
	Staff?	42%	42%
14.4	Have you been bullied/ victimised in this prison by other prisoners?	15%	21%
14.5	Have you experienced the following bullying/victimisation by other prisoners:		
	Verbal abuse?	6%	19%
	Threats or intimidation?	6%	13%
	Physical assault?	9%	8%

Shading is used to indicate statistical significance*, as follows:

- Green shading shows results that are significantly more positive than the comparator
- Blue shading shows results that are significantly more negative than the comparator
- Orange shading shows significant differences in demographics and background information
- No shading means that differences are not significant and may have occurred by chance
- Grey shading indicates that we have no valid data for this question

** less than 1% probability that the difference is due to chance*

Halward unit	Rest of the establishment
37	119

	Sexual assault?	0%	3%
	Theft of canteen or property?	6%	9%
	Other bullying/victimisation?	3%	8%
14.4	Have you been bullied/ victimised in this prison by staff?	12%	20%
14.5	Have you experienced the following bullying/victimisation by staff:		
	Verbal abuse?	9%	14%
	Threats or intimidation?	3%	7%
	Physical assault?	3%	3%
	Sexual assault?	0%	0%
	Theft of canteen or property?	0%	4%
	Other bullying/victimisation?	6%	15%

Shading is used to indicate statistical significance*, as follows:



- Green shading shows results that are significantly more positive than the comparator
- Blue shading shows results that are significantly more negative than the comparator
- Orange shading shows significant differences in demographics and background information
- No shading means that differences are not significant and may have occurred by chance
- Grey shading indicates that we have no valid data for this question

* less than 1% probability that the difference is due to chance

Halward unit	Rest of the establishment
37	119

BEHAVIOUR MANAGEMENT			
15.1	Does this prison:		
	Reward good behaviour fairly?	57%	50%
	Deal with bad behaviour fairly?	63%	41%
15.2	Are there opportunities to motivate people in this prison?	69%	49%
<i>For those who know that there are opportunities and rewards are:</i>			
15.3	Do the opportunities and rewards in this prison motivate you to behave well?	91%	100%
15.4	Do you think the culture within this prison encourages prisoners to behave well?	69%	50%
15.5	Have you been restrained by staff in this prison in the last 6 months?	11%	25%
	<i>For those who have been restrained in the last 6 months:</i>		
	Did anyone come and talk to you about it afterwards?	50%	4%
15.6	Have you spent one or more nights in the care and supervision unit in this prison in the last 6 months?	36%	30%
<i>For those who have spent one or more nights in the care and supervision unit in this prison in the last 6 months:</i>			
	Were you treated well by care and supervision unit staff?	67%	71%
	Could you shower every day?	75%	69%
	Could you go outside for exercise every day?	58%	52%
	Could you use the phone every day (if you had credit)?	58%	69%
EDUCATION, SKILLS AND WORK			
16.1	Have you needed support with reading needs in this prison?	56%	49%
<i>For those who have needed support:</i>			

Shading is used to indicate statistical significance*, as follows:



Green shading shows results that are significantly more positive than the comparator

Blue shading shows results that are significantly more negative than the comparator

Orange shading shows significant differences in demographics and background information

No shading means that differences are not significant and may have occurred by chance






Grey shading indicates that we have no valid data for this question

* less than 1% probability that the difference is due to chance

Halward unit	Rest of the establishment
37	119

	Have you been involved in setting the objectives or targets?	85%	79%
RETURNING TO THE COMMUNITY			
18.1	Do you expect to be released in the next 3 months?	30%	21%
	<i>For those who expect to be released in the next 3 months:</i>		
18.2	Is this prison very/quite near to your home area or the address you will be released to?	50%	29%
18.3	Is anybody helping you to prepare for your release (people like a PDP coordinator, other PDU staff or Probation Officer)?	70%	82%
18.4	Do you need help to sort out the following for when you are released?		
	Finding accommodation	40%	71%
	Getting employment	30%	40%
	Sorting out benefits	70%	71%
	Finances and debt	40%	39%
	Opening a bank account	30%	38%
	Getting photo ID?	40%	52%
18.4	Are you getting help to sort out the following for when you are released, if you need it?		
	Finding accommodation	50%	60%
	Getting employment	0%	63%
	Sorting out benefits	29%	67%
	Finances and debt	0%	14%
	Opening a bank account	33%	63%
	Getting photo ID	25%	55%

Shading is used to indicate statistical significance*, as follows:

-  Green shading shows results that are significantly more positive than the comparator
-  Blue shading shows results that are significantly more negative than the comparator
-  Orange shading shows significant differences in demographics and background information
-  No shading means that differences are not significant and may have occurred by chance
-  Grey shading indicates that we have no valid data for this question

** less than 1% probability that the difference is due to chance*

Halward unit	Rest of the establishment
37	119

FINAL QUESTIONS ABOUT THIS PRISON			
20.1	Do you think your experiences in this prison have made you less likely to offend in the future?	67%	75%

Magilligan 2025

Comparison of survey responses from different residential locations

In this table responses from the low supervision unit (Alpha wing) are compared with those from rest of the establishment.

Shading is used to indicate statistical significance*, as follows:

	Green shading shows results that are significantly more positive than the comparator
	Blue shading shows results that are significantly more negative than the comparator
	Orange shading shows significant differences in demographics and background information
	No shading means that differences are not significant and may have occurred by chance
	Grey shading indicates that we have no valid data for this question

* less than 1% probability that the difference is due to chance

Low supervision unit (Alpha wing)	Rest of the establishment
17	139

DEMOGRAPHICS AND OTHER BACKGROUND INFORMATION

1.2	Are you under 21 years of age?	0%	0%
	Are you under 25 years of age?	6%	4%
	Are you 50 years of age or older?	18%	25%
	Are you 70 years of age or older?	0%	4%
1.3	Are you from an ethnic group other than white?	6%	5%
	Are you from a white Gypsy or Irish Traveller or Roma ethnic group?	0%	2%
1.4	Have you been in this prison for less than 6 months?	12%	20%
1.5	Are you currently serving a sentence?	100%	99%
	Are you on recall?	0%	16%
1.6	Is your sentence less than 12 months?	0%	15%
	Are you here under an indeterminate custodial sentence (ICS)?	0%	0%
7.3	Are you Muslim?	6%	2%
	Are you Catholic?	47%	
	Are you Protestant?	36%	

Shading is used to indicate statistical significance*, as follows:

	Green shading shows results that are significantly more positive than the comparator
	Blue shading shows results that are significantly more negative than the comparator
	Orange shading shows significant differences in demographics and background information
	No shading means that differences are not significant and may have occurred by chance
	Grey shading indicates that we have no valid data for this question

* less than 1% probability that the difference is due to chance

Low supervision unit (Alpha wing)	Rest of the establishment
17	139

12.1	Do you consider yourself to have a disability (long-term physical, mental or learning needs)?	59%	53%
12.3	Do you have any mental health problems?	41%	63%
12.6	Do you consider yourself to be neurodivergent (this includes any neurological or brain difference that impacts your daily life, for example, ADHD, Autism or an Acquired Brain Injury)?	47%	30%
19.1	Do you have children under the age of 18?	71%	56%
19.2	Are you a foreign national?	18%	9%
19.3	Have you ever been in the care of Social Services (e.g. lived with foster parents or in a children's home, or had a social worker, while you were under 18 years old)?	29%	18%
19.4	Have you ever been in the armed services (e.g. army, navy, air force)?	6%	8%
19.5	Is your gender female, non-binary or other?	0%	1%
19.6	Do you identify as transgender or trans?	0%	2%
19.7	Are you homosexual, bisexual or other sexual orientation?	0%	4%
ARRIVAL AND RECEPTION			
2.1	When you arrived at this prison, did you spend less than 2 hours in reception?	53%	55%
2.2	Were you searched in reception?	100%	99%
	<i>For those who were searched:</i>		
	Was this done in a respectful way?	82%	81%
2.3	Overall, were you treated very/quite well in reception?	82%	88%
2.4	When you first arrived, did you have problems with?		
	Feeling depressed	47%	42%
	Feeling suicidal	14%	20%
	Needing protection from other prisoners	7%	16%

Shading is used to indicate statistical significance*, as follows:

	Green shading shows results that are significantly more positive than the comparator
	Blue shading shows results that are significantly more negative than the comparator
	Orange shading shows significant differences in demographics and background information
	No shading means that differences are not significant and may have occurred by chance
	Grey shading indicates that we have no valid data for this question

* less than 1% probability that the difference is due to chance

Low supervision unit (Alpha wing)	Rest of the establishment
17	139

<i>For those who had the following problems, did staff help you with?</i>			
	Feeling depressed	71%	45%
	Feeling suicidal	50%	60%
	Needing protection from other prisoners	0%	75%
<i>For those who had any problems when they first arrived:</i>			
2.5	Were you able to talk to a member of staff in private?	50%	64%
2.6	Did you see someone from health care in reception?	76%	70%
FIRST NIGHT AND INDUCTION			
3.1	Before you were locked up on your first night here, were you offered?		
	Nicotine replacement (including vapes)	29%	21%
	Toiletries	73%	65%
	A shower	75%	67%
	A free phone call	53%	50%
	Something to eat	82%	88%
	The chance to talk to a Listener or Samaritans	53%	40%
	Support from another prisoner (e.g. peer mentors)	59%	41%
3.2	On your first night in this prison, was your cell very/quite clean?	88%	50%
3.3	Did you feel safe on your first night here?	88%	84%
3.4	Did you have numbers put on your PIN phone within 24 hours?	71%	64%
3.5	In your first few days here, did you get?		

Shading is used to indicate statistical significance*, as follows:

	Green shading shows results that are significantly more positive than the comparator
	Blue shading shows results that are significantly more negative than the comparator
	Orange shading shows significant differences in demographics and background information
	No shading means that differences are not significant and may have occurred by chance
	Grey shading indicates that we have no valid data for this question

* less than 1% probability that the difference is due to chance

Low supervision unit (Alpha wing)	Rest of the establishment
17	139

	Items from the prison shop/ canteen	94%	92%
	Access to clean clothing that fitted you	94%	75%
	PIN phone credit	94%	80%
	Your personal property	88%	74%
3.6	Have you had an induction at this prison?	100%	93%
	<i>For those who have had an induction:</i>		
	Did your induction cover everything you needed to know about this prison?	88%	75%
ON THE WING			
4.1	Are you in a cell on your own?	100%	72%
4.2	Is your cell call bell normally answered within 5 minutes?	53%	64%
4.3	On the wing or houseblock you are currently living on:		
	Do you normally have enough clean clothing that fits you?	100%	95%
	Can you have a shower every day if you want one?	100%	99%
	Can you get clean bedding every week if you want it?	100%	96%
	Can you get cell cleaning materials every week if you want them?	100%	91%
	Can you get your stored property promptly, if you need it?	65%	56%
4.4	Is it normally quiet enough on the wing or houseblock for you to relax:		
	During the day?	100%	74%
	At night?	93%	82%
4.5	Normally, are these communal areas of your wing or houseblock very/quite clean?		

Shading is used to indicate statistical significance*, as follows:

	Green shading shows results that are significantly more positive than the comparator
	Blue shading shows results that are significantly more negative than the comparator
	Orange shading shows significant differences in demographics and background information
	No shading means that differences are not significant and may have occurred by chance
	Grey shading indicates that we have no valid data for this question

* less than 1% probability that the difference is due to chance

Low supervision unit (Alpha wing)	Rest of the establishment
17	139

	Landings and stairs	100%	89%
	Association areas	100%	85%
	Servery	100%	82%
	Showers	100%	77%
	Exercise yard	100%	86%
4.6	Have you been on an SPAR (Supporting Prisoners at Risk) in this prison?	20%	28%
	<i>For those who have been on an SPAR:</i>		
	Did you feel cared for by staff?	33%	56%
4.7	Is it very/quite easy for you to speak to a Listener if you need to?	82%	60%
FOOD AND CANTEEN			
5.1	Is the quality of the food in this prison very/quite good?	71%	57%
5.2	Do you get enough to eat at mealtimes always/most of the time?	82%	60%
5.3	Does the shop/canteen sell the things that you need?	76%	70%
5.4	Can you use catalogues/other providers to buy the things you need?	75%	59%
RELATIONSHIPS WITH STAFF			
6.1	Do most staff here treat you with respect?	94%	87%
6.2	Are there any staff here you could turn to if you had a problem?	94%	83%
6.3	In the last week, has any member of staff talked to you about how you are getting on?	63%	52%
6.4	Do you have a named officer (key worker)?	100%	88%
	<i>For those who have a named officer (key worker):</i>		

Shading is used to indicate statistical significance*, as follows:

	Green shading shows results that are significantly more positive than the comparator
	Blue shading shows results that are significantly more negative than the comparator
	Orange shading shows significant differences in demographics and background information
	No shading means that differences are not significant and may have occurred by chance
	Grey shading indicates that we have no valid data for this question

* less than 1% probability that the difference is due to chance

Low supervision unit (Alpha wing)	Rest of the establishment
17	139

	Is your named officer (key worker) very/quite helpful?	100%	78%
6.5	Are prisoners here consulted about things like food, canteen or wing issues?	94%	70%
	If so, do things sometimes change?	87%	62%
6.6	If you want to, can you talk to managers, governors or directors in this prison?	75%	47%
6.7	Have you shared a problem with a manager, governor or director?	67%	57%
	<i>For those who have shared a problem with a manager, governor or director:</i>		
	Did they try to help you?	80%	68%
FAITH			
7.1	Have you spoken to the Chaplaincy team in this prison?	71%	72%
7.2	Are you able to speak to the Chaplaincy team in private, if you want to?	81%	75%
7.3	Do you have a religion?	88%	90%
	<i>For those who have a religion:</i>		
7.4	Are you able to attend religious services, if you want to?	100%	92%
7.5	Are your religious beliefs respected here?	87%	73%
CONTACT WITH FAMILY AND FRIENDS			
8.1	Have you been able to see your family/friends more than once in the last month:		
	In person (prison visit)?	88%	62%
	Using video calling?	100%	75%
8.2	Do visits usually start and finish on time?	94%	71%
8.3	Are your visitors usually treated respectfully by staff all/ most of the time?	100%	89%

Shading is used to indicate statistical significance*, as follows:

	Green shading shows results that are significantly more positive than the comparator
	Blue shading shows results that are significantly more negative than the comparator
	Orange shading shows significant differences in demographics and background information
	No shading means that differences are not significant and may have occurred by chance
	Grey shading indicates that we have no valid data for this question

* less than 1% probability that the difference is due to chance

Low supervision unit (Alpha wing)	Rest of the establishment
17	139

8.4	Is it very/quite easy for your family and friends to get here?	44%	49%
8.5	Have staff here encouraged you to keep in touch with your family/friends?	65%	58%
8.6	Have you had any problems with sending or receiving?		
	Emails	13%	15%
	Letters	13%	25%
	Parcels	7%	20%
8.7	Are you able to use a phone every day (if you have credit)?	100%	98%
TIME OUT OF CELL			
9.1	Do you know what the unlock and lock-up times are supposed to be here?	100%	98%
	<i>For those who know what the unlock and lock-up times are supposed to be:</i>		
	Are these times usually kept to?	100%	79%
9.2	Do you usually spend less than 2 hours out of your cell each day on Monday - Fridays?	0%	6%
	Do you usually spend 10 hours or more out of your cell each day on Monday - Fridays?	24%	16%
	Do you usually spend less than 2 hours out of your cell each day on Saturday - Sundays?	0%	10%
	Do you usually spend 10 hours or more out of your cell each day on Saturday - Sundays?	7%	12%
9.3	How many times in a normal week can you complete domestic tasks?		
	Once or more	88%	95%
	Three times or more	82%	80%
	More than five times	65%	66%
	How many times in a normal week can you get association?		

Shading is used to indicate statistical significance*, as follows:

- Green shading shows results that are significantly more positive than the comparator
- Blue shading shows results that are significantly more negative than the comparator
- Orange shading shows significant differences in demographics and background information
- No shading means that differences are not significant and may have occurred by chance
- Grey shading indicates that we have no valid data for this question

* less than 1% probability that the difference is due to chance

Low supervision unit (Alpha wing)	Rest of the establishment
17	139

	Once or more	88%	94%
	Three times or more	88%	86%
	More than five times	88%	75%
	How many times in a normal week can you get exercise outside?		
	Once or more	88%	94%
	Three times or more	88%	87%
	More than five times	88%	75%
	How many times in a normal week can you go to the gym or play sports?		
	Once or more	88%	91%
	Three times or more	88%	81%
	More than five times	65%	53%
9.4	At the weekend, are you able to?		
	Complete domestic tasks	94%	89%
	Get association	94%	96%
	Exercise outside	94%	96%
	Go to the gym or play sports	94%	75%
9.5	Are you able to visit the library once a week or more?		
	Are you able to visit the library once a week or more?	94%	84%
	Are you able to borrow library materials kept on the wing once a week or more?	75%	69%
	Are you able to get things from the library delivered to the wing once a week or more?	31%	56%

Shading is used to indicate statistical significance*, as follows:

	Green shading shows results that are significantly more positive than the comparator
	Blue shading shows results that are significantly more negative than the comparator
	Orange shading shows significant differences in demographics and background information
	No shading means that differences are not significant and may have occurred by chance
	Grey shading indicates that we have no valid data for this question

* less than 1% probability that the difference is due to chance

Low supervision unit (Alpha wing)	Rest of the establishment
17	139

9.6	Does the library have a wide enough range of materials to meet your needs?	82%	83%
REQUESTS, COMPLAINTS AND LEGAL RIGHTS			
10.1	Is it easy for you to make a request?	100%	92%
<i>For those who have made a request are they usually dealt with:</i>			
10.2	Fairly?	82%	89%
	Within 7 days?	85%	88%
10.3	Is it easy for you to make a complaint?	82%	75%
<i>For those who have made a complaint are they usually dealt with:</i>			
10.4	Fairly?	78%	69%
	Within 7 days?	86%	80%
10.5	Have you ever been prevented from making a complaint here when you wanted to?	40%	24%
10.6	Do you know how to contact the following organisations?		
	The Independent Monitoring Board	71%	61%
	Prisoner Ombudsman for Northern Ireland	71%	62%
<i>For those who need it, is it easy to?</i>			
10.7	Communicate with your solicitor or legal representative	80%	82%
	Attend legal visits	80%	77%
10.8	Have staff opened letters from your solicitor or legal representative when you were not present?	50%	56%
<i>For those who have had legal letters opened when they were not present:</i>			
	Did staff tell you why?	63%	36%
HEALTH CARE			

Shading is used to indicate statistical significance*, as follows:

- Green shading shows results that are significantly more positive than the comparator
- Blue shading shows results that are significantly more negative than the comparator
- Orange shading shows significant differences in demographics and background information
- No shading means that differences are not significant and may have occurred by chance
- Grey shading indicates that we have no valid data for this question

* less than 1% probability that the difference is due to chance

Low supervision unit (Alpha wing)	Rest of the establishment
17	139

11.1	Since arriving in this prison, have you experienced any delays accessing?			
	Your medication	56%	56%	
	Your outside medical appointments	42%	42%	
	Your agreed social care package	25%	33%	
11.2	Is it very/quite easy to see?			
	Doctor	29%	23%	
	Nurse	76%	75%	
	Dentist	59%	38%	
	Pharmacist	59%	39%	
	Mental health worker	47%	33%	
	Substance misuse worker	24%	24%	
11.3	Do you think the quality of the health service is very/quite good from?			
	Doctor	53%	53%	
	Nurse	88%	73%	
	Dentist	75%	62%	
	Pharmacist	65%	47%	
	Mental health worker	59%	39%	
	Substance misuse worker	29%	27%	
11.4	Do you think the overall quality of the health services here is very/quite good?		71%	55%
<i>For those who are due to be released in the next month:</i>				

Shading is used to indicate statistical significance*, as follows:

	Green shading shows results that are significantly more positive than the comparator
	Blue shading shows results that are significantly more negative than the comparator
	Orange shading shows significant differences in demographics and background information
	No shading means that differences are not significant and may have occurred by chance
	Grey shading indicates that we have no valid data for this question

* less than 1% probability that the difference is due to chance

Low supervision unit (Alpha wing)	Rest of the establishment
17	139

11.5	Are you confident there are adequate plans to continue your health care?		38%
11.6	Are you able to lead a healthy lifestyle here (in relation to your physical, mental, dietary needs, emotional and social well-being) always/most of the time?	71%	58%
OTHER SUPPORT NEEDS			
12.1	Do you consider yourself to have a disability (long-term physical, mental or learning needs)?	59%	53%
<i>For those who have a disability:</i>			
12.2	Are you getting the support you need in this prison?	89%	45%
12.3	Do you have any mental health problems?	41%	63%
<i>For those who have any mental health problems:</i>			
12.4	Have you been helped with your mental health problems in this prison?	71%	44%
12.5	Has your mental health got better since arriving at this prison?	38%	22%
12.6	Do you consider yourself to be neurodivergent (this includes any neurological or brain difference that impacts your daily life, for example, ADHD, Autism or an Acquired Brain Injury)?	47%	30%
<i>For those who are neurodivergent:</i>			
12.7	Are you getting the support you need in this prison?	83%	29%
ALCOHOL AND DRUGS			
13.1	Do you have a drug or alcohol problem?	18%	33%
<i>For those who have a drug or alcohol problem:</i>			
13.2	Have you told staff about your drug or alcohol problem?	100%	79%
<i>For those who have told staff:</i>			
	Have you received help to manage it?	100%	33%

Shading is used to indicate statistical significance*, as follows:

	Green shading shows results that are significantly more positive than the comparator
	Blue shading shows results that are significantly more negative than the comparator
	Orange shading shows significant differences in demographics and background information
	No shading means that differences are not significant and may have occurred by chance
	Grey shading indicates that we have no valid data for this question

* less than 1% probability that the difference is due to chance

Low supervision unit (Alpha wing)	Rest of the establishment
17	139

13.3	Have you developed a drug or alcohol problem in this prison (including medication not prescribed to you)?	12%	23%
	<i>For those who have developed a drug or alcohol problem in this prison:</i>		
	Have you received help to manage your drug or alcohol problem (including medication not prescribed to you)?	100%	33%
<i>For those who have a drug or alcohol problem and are due to be released in the next month:</i>			
13.4	Do you know who to contact for support for your drug or alcohol problem when you leave this prison?		
13.5	In this prison, is it easy/ very easy to get?		
	Illicit drugs	69%	36%
	Alcohol	13%	22%
	Medication not prescribed to you	69%	39%
SAFETY			
14.1	Have you ever felt unsafe here?	41%	38%
14.2	Do you feel unsafe now?	12%	16%
14.3	Would you report it if you were being bullied/ victimised in this prison by:		
	Other prisoners?	38%	47%
	Staff?	44%	42%
14.4	Have you been bullied/ victimised in this prison by other prisoners?	18%	20%
14.5	Have you experienced the following bullying/victimisation by other prisoners:		
	Verbal abuse?	12%	17%
	Threats or intimidation?	6%	12%
	Physical assault?	6%	8%

Shading is used to indicate statistical significance*, as follows:

- Green shading shows results that are significantly more positive than the comparator
- Blue shading shows results that are significantly more negative than the comparator
- Orange shading shows significant differences in demographics and background information
- No shading means that differences are not significant and may have occurred by chance
- Grey shading indicates that we have no valid data for this question

** less than 1% probability that the difference is due to chance*

Low supervision unit (Alpha wing)	Rest of the establishment
17	139

	Sexual assault?	0%	2%
	Theft of canteen or property?	6%	8%
	Other bullying/victimisation?	6%	7%
14.4	Have you been bullied/ victimised in this prison by staff?	29%	17%
14.5	Have you experienced the following bullying/victimisation by staff:		
	Verbal abuse?	18%	12%
	Threats or intimidation?	6%	6%
	Physical assault?	0%	3%
	Sexual assault?	0%	0%
	Theft of canteen or property?	0%	3%
	Other bullying/victimisation?	18%	12%

Shading is used to indicate statistical significance*, as follows:

	Green shading shows results that are significantly more positive than the comparator
	Blue shading shows results that are significantly more negative than the comparator
	Orange shading shows significant differences in demographics and background information
	No shading means that differences are not significant and may have occurred by chance
	Grey shading indicates that we have no valid data for this question

* less than 1% probability that the difference is due to chance

Low supervision unit (Alpha wing)	Rest of the establishment
17	139

BEHAVIOUR MANAGEMENT			
15.1	Does this prison:		
	Reward good behaviour fairly?	71%	50%
	Deal with bad behaviour fairly?	44%	46%
15.2	Are there opportunities to motivate people in this prison?	63%	52%
<i>For those who know that there are opportunities and rewards are:</i>			
15.3	Do the opportunities and rewards in this prison motivate you to behave well?	100%	97%
15.4	Do you think the culture within this prison encourages prisoners to behave well?	65%	53%
15.5	Have you been restrained by staff in this prison in the last 6 months?	24%	21%
	<i>For those who have been restrained in the last 6 months:</i>		
	Did anyone come and talk to you about it afterwards?	0%	12%
15.6	Have you spent one or more nights in the care and supervision unit in this prison in the last 6 months?	20%	33%
<i>For those who have spent one or more nights in the care and supervision unit in this prison in the last 6 months:</i>			
	Were you treated well by care and supervision unit staff?	67%	70%
	Could you shower every day?	100%	70%
	Could you go outside for exercise every day?	100%	53%
	Could you use the phone every day (if you had credit)?	100%	65%
EDUCATION, SKILLS AND WORK			
16.1	Have you needed support with reading needs in this prison?	41%	52%
<i>For those who have needed support:</i>			

Shading is used to indicate statistical significance*, as follows:

	Green shading shows results that are significantly more positive than the comparator
	Blue shading shows results that are significantly more negative than the comparator
	Orange shading shows significant differences in demographics and background information
	No shading means that differences are not significant and may have occurred by chance
	Grey shading indicates that we have no valid data for this question

* less than 1% probability that the difference is due to chance

Low supervision unit (Alpha wing)	Rest of the establishment
17	139

	Have you been supported (this could include education or wing staff, peer support or anyone else in this prison)?	100%	78%
16.2	In this prison, have you done the following activities?		
	Education	71%	79%
	Vocational or skills training	71%	79%
	Prison job	100%	86%
	Work outside of the prison	6%	47%
	<i>For those who have done the following activities while in this prison, do you think they will help you on release?</i>		
	Education	75%	81%
	Vocational or skills training	100%	78%
	Prison job	88%	65%
	Work outside of the prison	100%	63%
16.3	Has the prison allocated you to the education, training or work that will benefit you when you are released?	80%	69%
16.4	Do wing staff encourage you to attend education, training or work?	94%	77%
SENTENCE PLAN			
17.1	Do you have a sentence plan? (This may be called a Personal Development Plan or PDP)	88%	79%
<i>For those who have a sentence plan/personal development plan:</i>			
17.2	Do you know what your objectives or targets are?	100%	87%
	<i>For those who know what their objectives or targets are:</i>		
	Do you understand what you need to do to achieve your objectives or targets?	93%	96%
	Are any staff here supporting you to achieve the objectives or targets?	93%	83%

Shading is used to indicate statistical significance*, as follows:






	Green shading shows results that are significantly more positive than the comparator
	Blue shading shows results that are significantly more negative than the comparator
	Orange shading shows significant differences in demographics and background information
	No shading means that differences are not significant and may have occurred by chance
	Grey shading indicates that we have no valid data for this question

* less than 1% probability that the difference is due to chance

Low supervision unit (Alpha wing)	Rest of the establishment
17	139

	Have you been involved in setting the objectives or targets?	87%	79%
RETURNING TO THE COMMUNITY			
18.1	Do you expect to be released in the next 3 months?	12%	25%
	<i>For those who expect to be released in the next 3 months:</i>		
18.2	Is this prison very/quite near to your home area or the address you will be released to?	50%	34%
18.3	Is anybody helping you to prepare for your release (people like a PDP coordinator, other PDU staff or Probation Officer)?	100%	77%
18.4	Do you need help to sort out the following for when you are released?		
	Finding accommodation	0%	66%
	Getting employment	0%	39%
	Sorting out benefits	50%	72%
	Finances and debt	0%	42%
	Opening a bank account	0%	38%
	Getting photo ID?	0%	52%
18.4	Are you getting help to sort out the following for when you are released, if you need it?		
	Finding accommodation		58%
	Getting employment		45%
	Sorting out benefits	100%	52%
	Finances and debt		9%
	Opening a bank account		55%
	Getting photo ID		47%

Shading is used to indicate statistical significance*, as follows:

-  Green shading shows results that are significantly more positive than the comparator
-  Blue shading shows results that are significantly more negative than the comparator
-  Orange shading shows significant differences in demographics and background information
-  No shading means that differences are not significant and may have occurred by chance
-  Grey shading indicates that we have no valid data for this question

** less than 1% probability that the difference is due to chance*

Low supervision unit (Alpha wing)	Rest of the establishment
17	139

FINAL QUESTIONS ABOUT THIS PRISON			
20.1	Do you think your experiences in this prison have made you less likely to offend in the future?	88%	71%

Magilligan 2025

Comparison of survey responses between sub-populations of prisoners

In this table responses of prisoners who are 50 and over are compared to those who are under 50.
Please note that these analyses are based on summary data from selected survey questions only.

Shading is used to indicate statistical significance*, as follows:

	Green shading shows results that are significantly more positive than the comparator
	Blue shading shows results that are significantly more negative than the comparator
	Orange shading shows significant differences in demographics and background information
	No shading means that differences are not significant and may have occurred by chance
	Grey shading indicates that we have no valid data for this question

* less than 1% probability that the difference is due to chance

	50 and over	Under 50
Number of completed questionnaires returned	37	122

DEMOGRAPHICS AND OTHER BACKGROUND INFORMATION			
1.2	Are you under 25 years of age?		7%
	Are you 70 years of age or older?	14%	
1.3	Are you from an ethnic group other than white?	0%	6%
	Are you from a white Gypsy or Irish Traveller or Roma ethnic group?	0%	2%
7.3	Are you Muslim?	0%	3%
	Are you Catholic?	44%	48%
	Are you Protestant?	42%	34%
12.1	Do you consider yourself to have a disability (long-term physical, mental or learning needs that affect your day-to-day life)?	54%	55%
12.3	Do you have any mental health problems?	47%	64%
12.6	Do you consider yourself to be neurodivergent (this includes any neurological or brain difference that impacts your daily life, for example, ADHD, Autism or an Acquired Brain	9%	41%
19.2	Are you a foreign national?	8%	13%
19.3	Have you ever been in the care of Social Services (e.g. lived with foster parents or in a children's home, or had a social worker, while you were under 18 years old)?	8%	25%
19.5	Is your gender female, non-binary or other?	3%	0%
19.6	Do you identify as transgender or trans?	0%	2%
19.7	Are you homosexual, bisexual or other sexual orientation?	9%	2%
ARRIVAL AND RECEPTION			
2.2	When you were searched in reception, was this done in a respectful way?	86%	79%
2.3	Overall, were you treated very/quite well in reception?	94%	84%
2.4	When you first arrived, did you have problems with?:		
	Feeling depressed	38%	44%
	Feeling suicidal	15%	21%
	Needing protection from other prisoners	28%	13%
	<i>For those who had the following problems, did staff help you with?:</i>		
	Feeling depressed	75%	42%
Feeling suicidal	100%	47%	

Shading is used to indicate statistical significance*, as follows:

	Green shading shows results that are significantly more positive than the comparator
	Blue shading shows results that are significantly more negative than the comparator
	Orange shading shows significant differences in demographics and background information
	No shading means that differences are not significant and may have occurred by chance
	Grey shading indicates that we have no valid data for this question

* less than 1% probability that the difference is due to chance

	50 and over	Under 50
Number of completed questionnaires returned	37	122

	Needing protection from other prisoners	88%	55%
2.5	Were you able to talk to a member of staff in private?	74%	58%
FIRST NIGHT AND INDUCTION			
3.3	Did you feel safe on your first night here?	83%	85%
3.6	Have you had an induction at this prison?	92%	95%
	<i>For those who have had an induction:</i>		
	Did your induction cover everything you needed to know about this prison?	85%	75%
ON THE WING			
4.2	Is your cell call bell normally answered within 5 minutes?	78%	57%
4.3	On the wing or houseblock you are currently living on:		
	Do you normally have enough clean clothing that fits you?	100%	94%
	Can you have access to a shower every day?	97%	99%
4.4	Is it normally quiet enough on the wing or houseblock for you to relax:		
	During the day?	78%	76%
	At night?	77%	87%
4.6	Have you been on an SPAR (Supporting Prisoners at Risk) in this prison?	27%	29%
	<i>For those who have been on an SPAR:</i>		
	Did you feel cared for by staff?	78%	42%
FOOD AND CANTEEN			
5.1	Is the quality of the food in this prison very/quite good?	69%	54%
5.2	Do you get enough to eat at mealtimes always/most of the time?	72%	59%
5.3	Does the shop/canteen sell the things that you need?	69%	72%
RELATIONSHIPS WITH STAFF			
6.1	Do most staff here treat you with respect?	89%	86%
6.2	Are there any staff here you could turn to if you had a problem?	86%	82%
6.3	In the last week, has any member of staff talked to you about how you are getting on?	69%	47%
6.5	Are prisoners here consulted about things like food, canteen or wing issues?	75%	71%

Shading is used to indicate statistical significance*, as follows:

	Green shading shows results that are significantly more positive than the comparator
	Blue shading shows results that are significantly more negative than the comparator
	Orange shading shows significant differences in demographics and background information
	No shading means that differences are not significant and may have occurred by chance
	Grey shading indicates that we have no valid data for this question

* less than 1% probability that the difference is due to chance

	50 and over	Under 50
Number of completed questionnaires returned	37	122

6.6	If you wanted to, can you talk to managers, governors or directors in this prison?	56%	48%
6.7	<i>For those who have shared a problem with a manager, governor or director:</i>		
	Did they try to help you?	67%	68%
FAITH			
7.2	Are you able to speak to the Chaplaincy team in private, if you want to?	73%	77%
	<i>For those who have a religion:</i>		
7.4	Are you able to go to religious services, if you want to?	91%	94%
7.5	Are your religious beliefs respected here?	65%	78%
CONTACT WITH FAMILY AND FRIENDS			
8.3	Are your visitors usually treated respectfully by staff all/most of the time?	92%	90%
8.5	Have staff here encouraged you to keep in touch with your family and friends?	62%	56%
8.7	Are you able to use a phone every day (if you have credit)?	100%	97%
TIME OUT OF CELL			
9.2	Do you usually spend less than 2 hours out of your cell on Monday - Fridays?	14%	3%
	Do you usually spend 10 hours or more out of your cell on Monday - Fridays?	11%	19%
	Do you usually spend less than 2 hours out of your cell each day on Saturday - Sundays?	18%	6%
	Do you usually spend 10 hours or more out of your cell each day on Saturday - Sundays?	9%	12%
9.3	Are you able to do the following more than 5 days in a normal week?		
	Exercise outside	76%	78%
	Go to the gym or play sports	53%	55%
9.6	Does the library have a wide enough range of materials to meet your needs?	83%	84%
REQUESTS, COMPLAINTS AND LEGAL RIGHTS			
10.1	Is it easy for you to make a request?	89%	94%
	<i>For those who have made a request are they usually dealt with:</i>		
10.2	Fairly?	87%	88%
10.3	Is it easy for you to make a complaint?	64%	80%

Shading is used to indicate statistical significance*, as follows:

	Green shading shows results that are significantly more positive than the comparator
	Blue shading shows results that are significantly more negative than the comparator
	Orange shading shows significant differences in demographics and background information
	No shading means that differences are not significant and may have occurred by chance
	Grey shading indicates that we have no valid data for this question

* less than 1% probability that the difference is due to chance

	50 and over	Under 50
Number of completed questionnaires returned	37	122

<i>For those who have made a complaint are they usually dealt with:</i>			
10.4	Fairly?	78%	66%
10.5	Have you ever been prevented from making a complaint here when you wanted to?	14%	32%
HEALTH CARE			
11.1	Since arriving in this prison have you experienced any delays getting these things?		
	Your medication	41%	62%
	Your outside medical appointments	38%	45%
	Your agreed social care package	16%	39%
11.2	Is it very/quite easy to see?:		
	Doctor	30%	22%
	Nurse	89%	69%
	Dentist	51%	37%
	Pharmacist	49%	37%
	Mental health worker	46%	30%
	Substance misuse worker	30%	22%
11.4	Do you think the overall quality of the health services here is very/quite good?	65%	53%
11.6	Are you able to lead a healthy lifestyle here (in relation to your physical, mental, dietary needs, emotional and social well-being) always/most of the time?	61%	58%
OTHER SUPPORT NEEDS			
12.1	Do you consider yourself to have a disability (long-term physical, mental or learning needs that affect your day-to-day life)?	54%	55%
<i>For those who have a disability:</i>			
12.2	Are you getting the support you need?	71%	43%
12.3	Do you have any mental health problems?	47%	64%
<i>For those who have any mental health problems:</i>			
12.4	Have you been helped with your mental health problems in this prison?	63%	40%

Shading is used to indicate statistical significance*, as follows:

	Green shading shows results that are significantly more positive than the comparator
	Blue shading shows results that are significantly more negative than the comparator
	Orange shading shows significant differences in demographics and background information
	No shading means that differences are not significant and may have occurred by chance
	Grey shading indicates that we have no valid data for this question

* less than 1% probability that the difference is due to chance

	50 and over	Under 50
Number of completed questionnaires returned	37	122

12.5	Has your mental health got better since arriving at this prison?	13%	26%
12.6	Do you consider yourself to be neurodivergent (this includes any neurological or brain difference that impacts your daily life, for example, ADHD, Autism or an Acquired Brain)?	9%	41%
<i>For those who are neurodivergent:</i>			
12.7	Are you getting the support you need in this prison?	67%	32%
ALCOHOL AND DRUGS			
13.3	Have you developed a drug or alcohol problem in this prison (including medication not prescribed to you)?	8%	28%
SAFETY			
14.1	Have you ever felt unsafe here?	44%	37%
14.2	Do you feel unsafe now?	19%	15%
14.3	Would you report it if you were being bullied/victimised in this prison by:		
	Other prisoners?	47%	45%
	Staff?	47%	41%
14.4	Have you been bullied/victimised in this prison by other prisoners?	21%	19%
	Have you been bullied/victimised in this prison by staff?	15%	22%
BEHAVIOUR MANAGEMENT			
15.1	Does this prison:		
	Reward good behaviour fairly?	42%	55%
	Deal with bad behaviour fairly?	34%	49%
<i>For those who know that there are opportunities and rewards:</i>			
15.3	Do the opportunities and rewards motivate you to behave well?	100%	93%
15.4	Do you think the culture in this prison encourages prisoners to behave well?	56%	53%
15.5	Have you been physically restrained by staff in this prison in the last 6 months?	20%	24%
15.6	Have you spent one or more nights in the care and supervision unit in this prison in the last 6 months?	14%	41%
EDUCATION, SKILLS AND WORK			
16.1	<i>For those who have needed support:</i>		
	Have you been supported (this could include education or wing staff, peer support or anyone else)?	85%	77%
16.3	Has the prison allocated you to the education, training or work that will help you when you are released?	64%	72%
SENTENCE PLAN			
17.1	Do you have a sentence plan? (This may be called a Personal Development Plan or PDP)	72%	83%
<i>For those who have a sentence plan/personal development plan:</i>			
17.2	Do you know what your objectives or targets are?	85%	90%
	<i>For those who know what their objectives or targets are:</i>		
	Are any staff here supporting you to achieve the objectives or targets?	75%	85%

Shading is used to indicate statistical significance*, as follows:

- Green shading shows results that are significantly more positive than the comparator
 - Blue shading shows results that are significantly more negative than the comparator
 - Orange shading shows significant differences in demographics and background information
 - No shading means that differences are not significant and may have occurred by chance
 - Grey shading indicates that we have no valid data for this question
- * less than 1% probability that the difference is due to chance*

	50 and over	Under 50
Number of completed questionnaires returned	37	122

RETURNING TO THE COMMUNITY			
<i>For those who expect to be released in the next 3 months:</i>			
18.3	Is anybody helping you to prepare for your release (people like a PDP coordinator, other PDU staff or Probation Officer)?	83%	78%
FINAL QUESTIONS ABOUT THIS PRISON			
20.1	Do you think your experiences in this prison have made you less likely to offend in the future?	74%	72%

Magilligan 2025 Comparison of survey responses between sub-populations of prisoners

In this table responses of foreign national prisoners are compared with those of UK / British national prisoners.
Please note that these analyses are based on summary data from selected survey questions only.

Shading is used to indicate statistical significance*, as follows:

	Green shading shows results that are significantly more positive than the comparator
	Blue shading shows results that are significantly more negative than the comparator
	Orange shading shows significant differences in demographics and background information
	No shading means that differences are not significant and may have occurred by chance
	Grey shading indicates that we have no valid data for this question

* less than 1% probability that the difference is due to chance

	Foreign national	UK / British national
Number of completed questionnaires returned	16	124

DEMOGRAPHICS AND OTHER BACKGROUND INFORMATION			
1.2	Are you under 25 years of age?	13%	5%
	Are you 50 years of age or older?	19%	28%
1.3	Are you from an ethnic group other than white?	13%	2%
	Are you from a white Gypsy or Irish Traveller or Roma ethnic group?	6%	0%
7.3	Are you Muslim?	6%	1%
	Are you Catholic?	69%	41%
	Are you Protestant?	6%	43%
12.1	Do you consider yourself to have a disability (long-term physical, mental or learning needs that affect your day-to-day life)?	50%	54%
12.3	Do you have any mental health problems?	50%	61%
12.6	Do you consider yourself to be neurodivergent (this includes any neurological or brain difference that impacts your daily life, for example, ADHD, Autism or an Acquired Brain	50%	31%
19.2	Are you a foreign national?		
19.3	Have you ever been in the care of Social Services (e.g. lived with foster parents or in a children's home, or had a social worker, while you were under 18 years old)?	19%	20%
19.5	Is your gender female, non-binary or other?	0%	1%
19.6	Do you identify as transgender or trans?	0%	2%
19.7	Are you homosexual, bisexual or other sexual orientation?	6%	3%
ARRIVAL AND RECEPTION			
2.2	When you were searched in reception, was this done in a respectful way?	67%	84%
2.3	Overall, were you treated very/quite well in reception?	81%	88%
2.4	When you first arrived, did you have problems with?:		
	Feeling depressed	31%	41%
	Feeling suicidal	25%	17%
	Needing protection from other prisoners	23%	17%
	<i>For those who had the following problems, did staff help you with?:</i>		
Feeling depressed	25%	54%	
Feeling suicidal	33%	56%	

Shading is used to indicate statistical significance*, as follows:

	Green shading shows results that are significantly more positive than the comparator
	Blue shading shows results that are significantly more negative than the comparator
	Orange shading shows significant differences in demographics and background information
	No shading means that differences are not significant and may have occurred by chance
	Grey shading indicates that we have no valid data for this question

* less than 1% probability that the difference is due to chance

	Foreign national	UK / British national
Number of completed questionnaires returned	16	124

	Needing protection from other prisoners	33%	75%
2.5	Were you able to talk to a member of staff in private?	29%	67%
FIRST NIGHT AND INDUCTION			
3.3	Did you feel safe on your first night here?	88%	84%
3.6	Have you had an induction at this prison?	94%	93%
	<i>For those who have had an induction:</i>		
	Did your induction cover everything you needed to know about this prison?	80%	81%
ON THE WING			
4.2	Is your cell call bell normally answered within 5 minutes?	50%	63%
4.3	On the wing or houseblock you are currently living on:		
	Do you normally have enough clean clothing that fits you?	94%	96%
	Can you have access to a shower every day?	100%	98%
4.4	Is it normally quiet enough on the wing or houseblock for you to relax:		
	During the day?	79%	76%
	At night?	93%	83%
4.6	Have you been on an SPAR (Supporting Prisoners at Risk) in this prison?	13%	28%
	<i>For those who have been on an SPAR:</i>		
	Did you feel cared for by staff?	50%	45%
FOOD AND CANTEEN			
5.1	Is the quality of the food in this prison very/quite good?	47%	60%
5.2	Do you get enough to eat at mealtimes always/most of the time?	56%	61%
5.3	Does the shop/canteen sell the things that you need?	63%	73%
RELATIONSHIPS WITH STAFF			
6.1	Do most staff here treat you with respect?	81%	89%
6.2	Are there any staff here you could turn to if you had a problem?	69%	86%
6.3	In the last week, has any member of staff talked to you about how you are getting on?	44%	57%
6.5	Are prisoners here consulted about things like food, canteen or wing issues?	69%	72%

Shading is used to indicate statistical significance*, as follows:

	Green shading shows results that are significantly more positive than the comparator
	Blue shading shows results that are significantly more negative than the comparator
	Orange shading shows significant differences in demographics and background information
	No shading means that differences are not significant and may have occurred by chance
	Grey shading indicates that we have no valid data for this question

* less than 1% probability that the difference is due to chance

	Foreign national	UK / British national
Number of completed questionnaires returned	16	124

6.6	If you wanted to, can you talk to managers, governors or directors in this prison?	47%	52%
6.7	<i>For those who have shared a problem with a manager, governor or director:</i>		
	Did they try to help you?	55%	74%
FAITH			
7.2	Are you able to speak to the Chaplaincy team in private, if you want to?	75%	76%
	<i>For those who have a religion:</i>		
7.4	Are you able to go to religious services, if you want to?	100%	91%
7.5	Are your religious beliefs respected here?	69%	74%
CONTACT WITH FAMILY AND FRIENDS			
8.3	Are your visitors usually treated respectfully by staff all/most of the time?	100%	90%
8.5	Have staff here encouraged you to keep in touch with your family and friends?	50%	60%
8.7	Are you able to use a phone every day (if you have credit)?	93%	98%
TIME OUT OF CELL			
9.2	Do you usually spend less than 2 hours out of your cell on Monday - Fridays?	0%	7%
	Do you usually spend 10 hours or more out of your cell on Monday - Fridays?	25%	17%
	Do you usually spend less than 2 hours out of your cell each day on Saturday - Sundays?	0%	11%
	Do you usually spend 10 hours or more out of your cell each day on Saturday - Sundays?	15%	11%
9.3	Are you able to do the following more than 5 days in a normal week?		
	Exercise outside	69%	78%
	Go to the gym or play sports	43%	58%
9.6	Does the library have a wide enough range of materials to meet your needs?	100%	81%
REQUESTS, COMPLAINTS AND LEGAL RIGHTS			
10.1	Is it easy for you to make a request?	100%	92%
	<i>For those who have made a request are they usually dealt with:</i>		
10.2	Fairly?	79%	88%
10.3	Is it easy for you to make a complaint?	87%	75%

Shading is used to indicate statistical significance*, as follows:

	Green shading shows results that are significantly more positive than the comparator
	Blue shading shows results that are significantly more negative than the comparator
	Orange shading shows significant differences in demographics and background information
	No shading means that differences are not significant and may have occurred by chance
	Grey shading indicates that we have no valid data for this question

* less than 1% probability that the difference is due to chance

	Foreign national	UK / British national
Number of completed questionnaires returned	16	124

<i>For those who have made a complaint are they usually dealt with:</i>			
10.4	Fairly?	56%	72%
10.5	Have you ever been prevented from making a complaint here when you wanted to?	40%	25%
HEALTH CARE			
11.1	Since arriving in this prison have you experienced any delays getting these things?		
	Your medication	83%	53%
	Your outside medical appointments	75%	39%
	Your agreed social care package	67%	26%
11.2	Is it very/quite easy to see?:		
	Doctor	13%	27%
	Nurse	63%	76%
	Dentist	50%	43%
	Pharmacist	33%	43%
	Mental health worker	19%	37%
	Substance misuse worker	19%	25%
11.4	Do you think the overall quality of the health services here is very/quite good?	47%	59%
11.6	Are you able to lead a healthy lifestyle here (in relation to your physical, mental, dietary needs, emotional and social well-being) always/most of the time?	56%	60%
OTHER SUPPORT NEEDS			
12.1	Do you consider yourself to have a disability (long-term physical, mental or learning needs that affect your day-to-day life)?	50%	54%
	<i>For those who have a disability:</i>		
12.2	Are you getting the support you need?	25%	52%
12.3	Do you have any mental health problems?	50%	61%
	<i>For those who have any mental health problems:</i>		
12.4	Have you been helped with your mental health problems in this prison?	0%	53%

Shading is used to indicate statistical significance*, as follows:

	Green shading shows results that are significantly more positive than the comparator
	Blue shading shows results that are significantly more negative than the comparator
	Orange shading shows significant differences in demographics and background information
	No shading means that differences are not significant and may have occurred by chance
	Grey shading indicates that we have no valid data for this question

* less than 1% probability that the difference is due to chance

	Foreign national	UK / British national
Number of completed questionnaires returned	16	124

12.5	Has your mental health got better since arriving at this prison?	13%	24%
12.6	Do you consider yourself to be neurodivergent (this includes any neurological or brain difference that impacts your daily life, for example, ADHD, Autism or an Acquired Brain)?	50%	31%
<i>For those who are neurodivergent:</i>			
12.7	Are you getting the support you need in this prison?	0%	41%
ALCOHOL AND DRUGS			
13.3	Have you developed a drug or alcohol problem in this prison (including medication not prescribed to you)?	25%	23%
SAFETY			
14.1	Have you ever felt unsafe here?	44%	38%
14.2	Do you feel unsafe now?	19%	16%
14.3	Would you report it if you were being bullied/victimised in this prison by:		
	Other prisoners?	47%	47%
	Staff?	47%	43%
14.4	Have you been bullied/victimised in this prison by other prisoners?	20%	21%
	Have you been bullied/victimised in this prison by staff?	20%	19%
BEHAVIOUR MANAGEMENT			
15.1	Does this prison:		
	Reward good behaviour fairly?	47%	55%
	Deal with bad behaviour fairly?	31%	48%
<i>For those who know that there are opportunities and rewards:</i>			
15.3	Do the opportunities and rewards motivate you to behave well?	100%	96%
15.4	Do you think the culture in this prison encourages prisoners to behave well?	47%	56%
15.5	Have you been physically restrained by staff in this prison in the last 6 months?	27%	21%
15.6	Have you spent one or more nights in the care and supervision unit in this prison in the last 6 months?	47%	28%
EDUCATION, SKILLS AND WORK			
16.1	<i>For those who have needed support:</i>		
	Have you been supported (this could include education or wing staff, peer support or anyone else)?	88%	81%
16.3	Has the prison allocated you to the education, training or work that will help you when you are released?	69%	71%
SENTENCE PLAN			
17.1	Do you have a sentence plan? (This may be called a Personal Development Plan or PDP)	75%	80%
<i>For those who have a sentence plan/personal development plan:</i>			
17.2	Do you know what your objectives or targets are?	92%	89%
	<i>For those who know what their objectives or targets are:</i>		
	Are any staff here supporting you to achieve the objectives or targets?	73%	84%

Shading is used to indicate statistical significance*, as follows:

- Green shading shows results that are significantly more positive than the comparator
 - Blue shading shows results that are significantly more negative than the comparator
 - Orange shading shows significant differences in demographics and background information
 - No shading means that differences are not significant and may have occurred by chance
 - Grey shading indicates that we have no valid data for this question
- * less than 1% probability that the difference is due to chance*

	Foreign national	UK / British national
Number of completed questionnaires returned	16	124

RETURNING TO THE COMMUNITY			
<i>For those who expect to be released in the next 3 months:</i>			
18.3	Is anybody helping you to prepare for your release (people like a PDP coordinator, other PDU staff or Probation Officer)?	50%	81%
FINAL QUESTIONS ABOUT THIS PRISON			
20.1	Do you think your experiences in this prison have made you less likely to offend in the future?	75%	72%

Magilligan 2025 Comparison of survey responses between sub-populations of prisoners

In this table responses of prisoners who reported that they had a disability are compared with those who did not.
Please note that these analyses are based on summary data from selected survey questions only.

Shading is used to indicate statistical significance*, as follows:

	Green shading shows results that are significantly more positive than the comparator
	Blue shading shows results that are significantly more negative than the comparator
	Orange shading shows significant differences in demographics and background information
	No shading means that differences are not significant and may have occurred by chance
	Grey shading indicates that we have no valid data for this question

* less than 1% probability that the difference is due to chance

	Have a disability	Do not have a disability
Number of completed questionnaires returned	81	67

DEMOGRAPHICS AND OTHER BACKGROUND INFORMATION			
1.2	Are you under 25 years of age?	5%	6%
	Are you 50 years of age or older?	23%	24%
1.3	Are you from an ethnic group other than white?	2%	7%
	Are you from a white Gypsy or Irish Traveller or Roma ethnic group?	1%	0%
7.3	Are you Muslim?	2%	2%
	Are you Catholic?	53%	38%
	Are you Protestant?	33%	42%
12.1	Do you consider yourself to have a disability (long-term physical, mental or learning needs)?		
12.3	Do you have any mental health problems?	84%	32%
12.6	Do you consider yourself to be neurodivergent (this includes any neurological or brain difference that impacts your daily life, for example, ADHD, Autism or an Acquired Brain	48%	17%
19.2	Are you a foreign national?	11%	13%
19.3	Have you ever been in the care of Social Services (e.g. lived with foster parents or in a children's home, or had a social worker, while you were under 18 years old)?	22%	16%
19.5	Is your gender female, non-binary or other?	1%	0%
19.6	Do you identify as transgender or trans?	0%	3%
19.7	Are you homosexual, bisexual or other sexual orientation?	4%	3%
ARRIVAL AND RECEPTION			
2.2	When you were searched in reception, was this done in a respectful way?	72%	94%
2.3	Overall, were you treated very/quite well in reception?	80%	97%
2.4	When you first arrived, did you have problems with?:		
	Feeling depressed	62%	23%
	Feeling suicidal	32%	6%
	Needing protection from other prisoners	21%	9%
	<i>For those who had the following problems, did staff help you with?:</i>		
	Feeling depressed	47%	53%
	Feeling suicidal	44%	100%

Shading is used to indicate statistical significance*, as follows:

	Green shading shows results that are significantly more positive than the comparator
	Blue shading shows results that are significantly more negative than the comparator
	Orange shading shows significant differences in demographics and background information
	No shading means that differences are not significant and may have occurred by chance
	Grey shading indicates that we have no valid data for this question

* less than 1% probability that the difference is due to chance

	Have a disability	Do not have a disability
Number of completed questionnaires returned	81	67

	Needing protection from other prisoners	58%	100%
2.5	Were you able to talk to a member of staff in private?	52%	75%
FIRST NIGHT AND INDUCTION			
3.3	Did you feel safe on your first night here?	78%	93%
3.6	Have you had an induction at this prison?	93%	95%
	<i>For those who have had an induction:</i>		
	Did your induction cover everything you needed to know about this prison?	72%	86%
ON THE WING			
4.2	Is your cell call bell normally answered within 5 minutes?	62%	60%
4.3	On the wing or houseblock you are currently living on:		
	Do you normally have enough clean clothing that fits you?	93%	98%
	Can you have access to a shower every day?	98%	100%
4.4	Is it normally quiet enough on the wing or houseblock for you to relax:		
	During the day?	75%	82%
	At night?	80%	89%
4.6	Have you been on an SPAR (Supporting Prisoners at Risk) in this prison?	37%	16%
	<i>For those who have been on an SPAR:</i>		
	Did you feel cared for by staff?	43%	70%
FOOD AND CANTEEN			
5.1	Is the quality of the food in this prison very/quite good?	49%	68%
5.2	Do you get enough to eat at mealtimes always/most of the time?	60%	65%
5.3	Does the shop/canteen sell the things that you need?	69%	72%
RELATIONSHIPS WITH STAFF			
6.1	Do most staff here treat you with respect?	87%	94%
6.2	Are there any staff here you could turn to if you had a problem?	79%	92%
6.3	In the last week, has any member of staff talked to you about how you are getting on?	49%	58%
6.5	Are prisoners here consulted about things like food, canteen or wing issues?	70%	74%

Shading is used to indicate statistical significance*, as follows:

	Green shading shows results that are significantly more positive than the comparator
	Blue shading shows results that are significantly more negative than the comparator
	Orange shading shows significant differences in demographics and background information
	No shading means that differences are not significant and may have occurred by chance
	Grey shading indicates that we have no valid data for this question

* less than 1% probability that the difference is due to chance

	Have a disability	Do not have a disability
Number of completed questionnaires returned	81	67

6.6	If you wanted to, can you talk to managers, governors or directors in this prison?	46%	55%
6.7	<i>For those who have shared a problem with a manager, governor or director:</i>		
	Did they try to help you?	60%	85%
FAITH			
7.2	Are you able to speak to the Chaplaincy team in private, if you want to?	74%	79%
	<i>For those who have a religion:</i>		
7.4	Are you able to go to religious services, if you want to?	92%	93%
7.5	Are your religious beliefs respected here?	72%	80%
CONTACT WITH FAMILY AND FRIENDS			
8.3	Are your visitors usually treated respectfully by staff all/ most of the time?	91%	95%
8.5	Have staff here encouraged you to keep in touch with your family/friends?	56%	61%
8.7	Are you able to use a phone every day (if you have credit)?	97%	98%
TIME OUT OF CELL			
9.2	Do you usually spend less than 2 hours out of your cell on Monday - Fridays?	8%	2%
	Do you usually spend 10 hours or more out of your cell on Monday - Fridays?	15%	21%
	Do you usually spend less than 2 hours out of your cell each day on Saturday - Sundays?	10%	5%
	Do you usually spend 10 hours or more out of your cell each day on Saturday - Sundays?	9%	16%
9.3	Are you able to do the following more than 5 days in a normal week?		
	Exercise outside	71%	85%
	Go to the gym or play sports	49%	61%
9.6	Does the library have a wide enough range of materials to meet your needs?	80%	86%
REQUESTS, COMPLAINTS AND LEGAL RIGHTS			
10.1	Is it easy for you to make a request?	89%	97%
	<i>For those who have made a request are they usually dealt with:</i>		
10.2	Fairly?	82%	95%
10.3	Is it easy for you to make a complaint?	72%	80%

Shading is used to indicate statistical significance*, as follows:

	Green shading shows results that are significantly more positive than the comparator
	Blue shading shows results that are significantly more negative than the comparator
	Orange shading shows significant differences in demographics and background information
	No shading means that differences are not significant and may have occurred by chance
	Grey shading indicates that we have no valid data for this question

* less than 1% probability that the difference is due to chance

	Have a disability	Do not have a disability
Number of completed questionnaires returned	81	67

<i>For those who have made a complaint are they usually dealt with:</i>			
10.4	Fairly?	67%	77%
10.5	Have you ever been prevented from making a complaint here when you wanted to?	33%	17%
HEALTH CARE			
11.1	Since arriving in this prison, have you experienced any delays accessing?:		
	Your medication	69%	39%
	Your outside medical appointments	51%	33%
	Your agreed social care package	47%	19%
11.2	Is it very/quite easy to see?:		
	Doctor	22%	25%
	Nurse	73%	75%
	Dentist	40%	42%
	Pharmacist	32%	52%
	Mental health worker	28%	40%
	Substance misuse worker	18%	31%
11.4	Do you think the overall quality of the health services here is very/quite good?	41%	72%
11.6	Are you able to lead a healthy lifestyle here (in relation to your physical, mental, dietary needs, emotional and social well-being) always/most of the time?	50%	72%
OTHER SUPPORT NEEDS			
12.1	Do you consider yourself to have a disability (long-term physical, mental or learning needs)?		
	<i>For those who have a disability:</i>		
12.2	Are you getting the support you need?	49%	
12.3	Do you have any mental health problems?	84%	32%
	<i>For those who have any mental health problems:</i>		
12.4	Have you been helped with your mental health problems in this prison?	43%	52%

Shading is used to indicate statistical significance*, as follows:

	Green shading shows results that are significantly more positive than the comparator
	Blue shading shows results that are significantly more negative than the comparator
	Orange shading shows significant differences in demographics and background information
	No shading means that differences are not significant and may have occurred by chance
	Grey shading indicates that we have no valid data for this question

* less than 1% probability that the difference is due to chance

	Have a disability	Do not have a disability
Number of completed questionnaires returned	81	67

12.5	Has your mental health got better since arriving at this prison?	16%	32%
12.6	Do you consider yourself to be neurodivergent (this includes any neurological or brain difference that impacts your daily life, for example, ADHD, Autism or an Acquired Brain)?	48%	17%
<i>For those who are neurodivergent:</i>			
12.7	Are you getting the support you need in this prison?	32%	40%
ALCOHOL AND DRUGS			
13.3	Have you developed a drug or alcohol problem in this prison (including medication not prescribed to you)?	35%	9%
SAFETY			
14.1	Have you ever felt unsafe here?	47%	26%
14.2	Do you feel unsafe now?	23%	8%
14.3	Would you report it if you were being bullied/victimised in this prison by:		
	Other prisoners?	41%	50%
	Staff?	37%	45%
14.4	Have you been bullied/victimised in this prison by other prisoners?	24%	14%
	Have you been bullied/victimised in this prison by staff?	30%	8%
BEHAVIOUR MANAGEMENT			
15.1	Does this prison:		
	Reward good behaviour fairly?	45%	61%
	Deal with bad behaviour fairly?	38%	53%
<i>For those who know that there are opportunities and rewards:</i>			
15.3	Do the opportunities and rewards motivate you to behave well?	92%	100%
15.4	Do you think the culture in this prison encourages prisoners to behave well?	44%	68%
15.5	Have you been physically restrained by staff in this prison in the last 6 months?	31%	11%
15.6	Have you spent one or more nights in the care and supervision unit in this prison in the last 6 months?	41%	23%
EDUCATION, SKILLS AND WORK			
16.1	<i>For those who have needed support:</i>		
	Have you been supported (this could include education or wing staff, peer support or anyone else)?	81%	77%
16.3	Has the prison allocated you to the education, training or work that will help you when you are released?	66%	77%
SENTENCE PLAN			
17.1	Do you have a sentence plan? (This may be called a Personal Development Plan or PDP)	85%	75%
<i>For those who have a sentence plan/personal development plan:</i>			
17.2	Do you know what your objectives or targets are?	85%	93%
	<i>For those who know what their objectives or targets are:</i>		
	Are any staff here supporting you to achieve the objectives or targets?	76%	93%

Shading is used to indicate statistical significance*, as follows:

- Green shading shows results that are significantly more positive than the comparator
 - Blue shading shows results that are significantly more negative than the comparator
 - Orange shading shows significant differences in demographics and background information
 - No shading means that differences are not significant and may have occurred by chance
 - Grey shading indicates that we have no valid data for this question
- * less than 1% probability that the difference is due to chance*

Number of completed questionnaires returned

Have a disability	81
Do not have a disability	67

RETURNING TO THE COMMUNITY			
<i>For those who expect to be released in the next 3 months:</i>			
18.3	Is anybody helping you to prepare for your release (people like a PDP coordinator, other PDU staff or Probation Officer)?	75%	80%
FINAL QUESTIONS ABOUT THIS PRISON			
20.1	Do you think your experiences in this prison have made you less likely to offend in the future?	63%	83%

Magilligan 2025 Comparison of survey responses between sub-populations of prisoners

In this table responses of prisoners who reported that they had mental health problems are compared with those who did not.
Please note that these analyses are based on summary data from selected survey questions only.

Shading is used to indicate statistical significance*, as follows:

	Green shading shows results that are significantly more positive than the comparator
	Blue shading shows results that are significantly more negative than the comparator
	Orange shading shows significant differences in demographics and background information
	No shading means that differences are not significant and may have occurred by chance
	Grey shading indicates that we have no valid data for this question

* less than 1% probability that the difference is due to chance

	Have mental health problems	Do not have mental health problems
Number of completed questionnaires returned	89	58

DEMOGRAPHICS AND OTHER BACKGROUND INFORMATION			
1.2	Are you under 25 years of age?	5%	7%
	Are you 50 years of age or older?	18%	31%
1.3	Are you from an ethnic group other than white?	4%	5%
	Are you from a white Gypsy or Irish Traveller or Roma ethnic group?	0%	2%
7.3	Are you Muslim?	2%	2%
	Are you Catholic?	51%	38%
	Are you Protestant?	34%	43%
12.1	Do you consider yourself to have a disability (long-term physical, mental or learning needs that affect your day-to-day life)?	76%	22%
12.3	Do you have any mental health problems?		
12.6	Do you consider yourself to be neurodivergent (this includes any neurological or brain difference that impacts your daily life, for example, ADHD, Autism or an Acquired Brain)	45%	16%
19.2	Are you a foreign national?	10%	15%
19.3	Have you ever been in the care of Social Services (e.g. lived with foster parents or in a children's home, or had a social worker, while you were under 18 years old)?	23%	11%
19.5	Is your gender female, non-binary or other?	1%	0%
19.6	Do you identify as transgender or trans?	1%	2%
19.7	Are you homosexual, bisexual or other sexual orientation?	5%	2%
ARRIVAL AND RECEPTION			
2.2	When you were searched in reception, was this done in a respectful way?	75%	93%
2.3	Overall, were you treated very/quite well in reception?	83%	93%
2.4	When you first arrived, did you have problems with?:		
	Feeling depressed	58%	20%
	Feeling suicidal	29%	4%
	Needing protection from other prisoners	18%	13%
	<i>For those who had the following problems, did staff help you with?:</i>		
Feeling depressed	46%	64%	
Feeling suicidal	53%	50%	

Shading is used to indicate statistical significance*, as follows:

	Green shading shows results that are significantly more positive than the comparator
	Blue shading shows results that are significantly more negative than the comparator
	Orange shading shows significant differences in demographics and background information
	No shading means that differences are not significant and may have occurred by chance
	Grey shading indicates that we have no valid data for this question

* less than 1% probability that the difference is due to chance

	Have mental health problems	Do not have mental health problems
Number of completed questionnaires returned	89	58

	Needing protection from other prisoners	64%	83%
2.5	Were you able to talk to a member of staff in private?	54%	81%
FIRST NIGHT AND INDUCTION			
3.3	Did you feel safe on your first night here?	82%	91%
3.6	Have you had an induction at this prison?	93%	95%
	<i>For those who have had an induction:</i>		
	Did your induction cover everything you needed to know about this prison?	72%	89%
ON THE WING			
4.2	Is your cell call bell normally answered within 5 minutes?	60%	63%
4.3	On the wing or houseblock you are currently living on:		
	Do you normally have enough clean clothing that fits you?	92%	100%
	Can you have access to a shower every day?	98%	100%
4.4	Is it normally quiet enough on the wing or houseblock for you to relax:		
	During the day?	70%	89%
	At night?	81%	89%
4.6	Have you been on an SPAR (Supporting Prisoners at Risk) in this prison?	36%	15%
	<i>For those who have been on an SPAR:</i>		
	Did you feel cared for by staff?	47%	63%
FOOD AND CANTEEN			
5.1	Is the quality of the food in this prison very/quite good?	51%	68%
5.2	Do you get enough to eat at mealtimes always/most of the time?	61%	67%
5.3	Does the shop/canteen sell the things that you need?	65%	81%
RELATIONSHIPS WITH STAFF			
6.1	Do most staff here treat you with respect?	87%	96%
6.2	Are there any staff here you could turn to if you had a problem?	77%	96%
6.3	In the last week, has any member of staff talked to you about how you are getting on?	44%	67%
6.5	Are prisoners here consulted about things like food, canteen or wing issues?	66%	81%

Shading is used to indicate statistical significance*, as follows:

	Green shading shows results that are significantly more positive than the comparator
	Blue shading shows results that are significantly more negative than the comparator
	Orange shading shows significant differences in demographics and background information
	No shading means that differences are not significant and may have occurred by chance
	Grey shading indicates that we have no valid data for this question

* less than 1% probability that the difference is due to chance

	Have mental health problems	Do not have mental health problems
Number of completed questionnaires returned	89	58

6.6	If you wanted to, can you talk to managers, governors or directors in this prison?	49%	54%
6.7	<i>For those who have shared a problem with a manager, governor or director:</i>		
	Did they try to help you?	60%	90%
FAITH			
7.2	Are you able to speak to the Chaplaincy team in private, if you want to?	72%	81%
	<i>For those who have a religion:</i>		
7.4	Are you able to go to religious services, if you want to?	91%	94%
7.5	Are your religious beliefs respected here?	70%	84%
CONTACT WITH FAMILY AND FRIENDS			
8.3	Are your visitors usually treated respectfully by staff all/most of the time?	88%	98%
8.5	Have staff here encouraged you to keep in touch with your family and friends?	49%	71%
8.7	Are you able to use a phone every day (if you have credit)?	96%	100%
TIME OUT OF CELL			
9.2	Do you usually spend less than 2 hours out of your cell on Monday - Fridays?	6%	4%
	Do you usually spend 10 hours or more out of your cell on Monday - Fridays?	13%	26%
	Do you usually spend less than 2 hours out of your cell each day on Saturday - Sundays?	12%	4%
	Do you usually spend 10 hours or more out of your cell each day on Saturday - Sundays?	8%	18%
9.3	Are you able to do the following more than 5 days in a normal week?		
	Exercise outside	72%	84%
	Go to the gym or play sports	50%	63%
9.6	Does the library have a wide enough range of materials to meet your needs?	81%	87%
REQUESTS, COMPLAINTS AND LEGAL RIGHTS			
10.1	Is it easy for you to make a request?	91%	98%
	<i>For those who have made a request are they usually dealt with:</i>		
10.2	Fairly?	86%	91%
10.3	Is it easy for you to make a complaint?	74%	79%

Shading is used to indicate statistical significance*, as follows:

	Green shading shows results that are significantly more positive than the comparator
	Blue shading shows results that are significantly more negative than the comparator
	Orange shading shows significant differences in demographics and background information
	No shading means that differences are not significant and may have occurred by chance
	Grey shading indicates that we have no valid data for this question

* less than 1% probability that the difference is due to chance

	Have mental health problems	Do not have mental health problems
Number of completed questionnaires returned	89	58

<i>For those who have made a complaint are they usually dealt with:</i>			
10.4	Fairly?	67%	83%
10.5	Have you ever been prevented from making a complaint here when you wanted to?	32%	17%
HEALTH CARE			
11.1	Since arriving in this prison have you experienced any delays getting these things?		
	Your medication	67%	36%
	Your outside medical appointments	50%	33%
	Your agreed social care package	43%	19%
11.2	Is it very/quite easy to see?:		
	Doctor	19%	31%
	Nurse	69%	81%
	Dentist	38%	46%
	Pharmacist	34%	51%
	Mental health worker	30%	40%
	Substance misuse worker	21%	28%
11.4	Do you think the overall quality of the health services here is very/quite good?	38%	82%
11.6	Are you able to lead a healthy lifestyle here (in relation to your physical, mental, dietary needs, emotional and social well-being) always/most of the time?	50%	76%
OTHER SUPPORT NEEDS			
12.1	Do you consider yourself to have a disability (long-term physical, mental or learning needs that affect your day-to-day life)?	76%	22%
	<i>For those who have a disability:</i>		
12.2	Are you getting the support you need?	45%	69%
12.3	Do you have any mental health problems?		
	<i>For those who have any mental health problems:</i>		
12.4	Have you been helped with your mental health problems in this prison?	45%	

Shading is used to indicate statistical significance*, as follows:

	Green shading shows results that are significantly more positive than the comparator
	Blue shading shows results that are significantly more negative than the comparator
	Orange shading shows significant differences in demographics and background information
	No shading means that differences are not significant and may have occurred by chance
	Grey shading indicates that we have no valid data for this question

* less than 1% probability that the difference is due to chance

	Have mental health problems	Do not have mental health problems
Number of completed questionnaires returned	89	58

12.5	Has your mental health got better since arriving at this prison?	19%	30%
12.6	Do you consider yourself to be neurodivergent (this includes any neurological or brain difference that impacts your daily life, for example, ADHD, Autism or an Acquired Brain)?	45%	16%
<i>For those who are neurodivergent:</i>			
12.7	Are you getting the support you need in this prison?	35%	33%
ALCOHOL AND DRUGS			
13.3	Have you developed a drug or alcohol problem in this prison (including medication not prescribed to you)?	36%	3%
SAFETY			
14.1	Have you ever felt unsafe here?	48%	21%
14.2	Do you feel unsafe now?	24%	5%
14.3	Would you report it if you were being bullied/victimised in this prison by:		
	Other prisoners?	41%	51%
	Staff?	37%	49%
14.4	Have you been bullied/victimised in this prison by other prisoners?	27%	9%
	Have you been bullied/victimised in this prison by staff?	27%	9%
BEHAVIOUR MANAGEMENT			
15.1	Does this prison:		
	Reward good behaviour fairly?	43%	65%
	Deal with bad behaviour fairly?	36%	58%
<i>For those who know that there are opportunities and rewards:</i>			
15.3	Do the opportunities and rewards motivate you to behave well?	90%	100%
15.4	Do you think the culture in this prison encourages prisoners to behave well?	44%	72%
15.5	Have you been physically restrained by staff in this prison in the last 6 months?	26%	15%
15.6	Have you spent one or more nights in the care and supervision unit in this prison in the last 6 months?	33%	31%
EDUCATION, SKILLS AND WORK			
16.1	<i>For those who have needed support:</i>		
	Have you been supported (this could include education or wing staff, peer support or anyone else)?	76%	91%
16.3	Has the prison allocated you to the education, training or work that will help you when you are released?	65%	83%
SENTENCE PLAN			
17.1	Do you have a sentence plan? (This may be called a Personal Development Plan or PDP)	84%	76%
<i>For those who have a sentence plan/personal development plan:</i>			
17.2	Do you know what your objectives or targets are?	83%	98%
	<i>For those who know what their objectives or targets are:</i>		
	Are any staff here supporting you to achieve the objectives or targets?	73%	97%

Shading is used to indicate statistical significance*, as follows:

- Green shading shows results that are significantly more positive than the comparator
 - Blue shading shows results that are significantly more negative than the comparator
 - Orange shading shows significant differences in demographics and background information
 - No shading means that differences are not significant and may have occurred by chance
 - Grey shading indicates that we have no valid data for this question
- * less than 1% probability that the difference is due to chance*

	Have mental health problems	Do not have mental health problems
Number of completed questionnaires returned	89	58

RETURNING TO THE COMMUNITY			
<i>For those who expect to be released in the next 3 months:</i>			
18.3	Is anybody helping you to prepare for your release (people like a PDP coordinator, other PDU staff or Probation Officer)?	75%	82%
FINAL QUESTIONS ABOUT THIS PRISON			
20.1	Do you think your experiences in this prison have made you less likely to offend in the future?	65%	83%

Magilligan 2025 Comparison of survey responses between sub-populations of prisoners

In this table responses of prisoners who considered themselves to be neurodivergent are compared to those who did not.
Please note that these analyses are based on summary data from selected survey questions only.

Shading is used to indicate statistical significance*, as follows:

	Green shading shows results that are significantly more positive than the comparator
	Blue shading shows results that are significantly more negative than the comparator
	Orange shading shows significant differences in demographics and background information
	No shading means that differences are not significant and may have occurred by chance
	Grey shading indicates that we have no valid data for this question

* less than 1% probability that the difference is due to chance

	Consider themselves neurodivergent	Do not consider themselves neurodivergent
Number of completed questionnaires returned	49	97

DEMOGRAPHICS AND OTHER BACKGROUND INFORMATION			
1.2	Are you under 25 years of age?	8%	4%
	Are you 50 years of age or older?	6%	31%
1.3	Are you from an ethnic group other than white?	2%	6%
	Are you from a white Gypsy or Irish Traveller or Roma ethnic group?	2%	0%
7.3	Are you Muslim?	2%	2%
	Are you Catholic?	57%	42%
	Are you Protestant?	24%	43%
12.1	Do you consider yourself to have a disability (long-term physical, mental or learning needs that affect your day-to-day life)?	78%	43%
12.3	Do you have any mental health problems?	81%	49%
12.6	Do you consider yourself to be neurodivergent (this includes any neurological or brain difference that impacts your daily life, for example, ADHD, Autism or an Acquired Brain		
19.2	Are you a foreign national?	18%	9%
19.3	Have you ever been in the care of Social Services (e.g. lived with foster parents or in a children's home, or had a social worker, while you were under 18 years old)?	36%	10%
19.5	Is your gender female, non-binary or other?	0%	1%
19.6	Do you identify as transgender or trans?	4%	0%
19.7	Are you homosexual, bisexual or other sexual orientation?	2%	4%
ARRIVAL AND RECEPTION			
2.2	When you were searched in reception, was this done in a respectful way?	71%	87%
2.3	Overall, were you treated very/quite well in reception?	80%	91%
2.4	When you first arrived, did you have problems with?:		
	Feeling depressed	60%	35%
	Feeling suicidal	31%	14%
	Needing protection from other prisoners	23%	13%
	<i>For those who had the following problems, did staff help you with?:</i>		
	Feeling depressed	44%	53%
Feeling suicidal	40%	64%	

Shading is used to indicate statistical significance*, as follows:

	Green shading shows results that are significantly more positive than the comparator
	Blue shading shows results that are significantly more negative than the comparator
	Orange shading shows significant differences in demographics and background information
	No shading means that differences are not significant and may have occurred by chance
	Grey shading indicates that we have no valid data for this question

* less than 1% probability that the difference is due to chance

	Consider themselves neurodivergent	Do not consider themselves neurodivergent
Number of completed questionnaires returned	49	97

	Needing protection from other prisoners	43%	90%
2.5	Were you able to talk to a member of staff in private?	52%	69%
FIRST NIGHT AND INDUCTION			
3.3	Did you feel safe on your first night here?	86%	84%
3.6	Have you had an induction at this prison?	96%	93%
	<i>For those who have had an induction:</i>		
	Did your induction cover everything you needed to know about this prison?	64%	85%
ON THE WING			
4.2	Is your cell call bell normally answered within 5 minutes?	55%	63%
4.3	On the wing or houseblock you are currently living on:		
	Do you normally have enough clean clothing that fits you?	92%	97%
	Can you have access to a shower every day?	100%	98%
4.4	Is it normally quiet enough on the wing or houseblock for you to relax:		
	During the day?	75%	79%
	At night?	81%	86%
4.6	Have you been on an SPAR (Supporting Prisoners at Risk) in this prison?	35%	23%
	<i>For those who have been on an SPAR:</i>		
	Did you feel cared for by staff?	29%	62%
FOOD AND CANTEEN			
5.1	Is the quality of the food in this prison very/quite good?	57%	58%
5.2	Do you get enough to eat at mealtimes always/most of the time?	57%	65%
5.3	Does the shop/canteen sell the things that you need?	65%	73%
RELATIONSHIPS WITH STAFF			
6.1	Do most staff here treat you with respect?	85%	93%
6.2	Are there any staff here you could turn to if you had a problem?	77%	88%
6.3	In the last week, has any member of staff talked to you about how you are getting on?	53%	53%
6.5	Are prisoners here consulted about things like food, canteen or wing issues?	67%	74%

Shading is used to indicate statistical significance*, as follows:

	Green shading shows results that are significantly more positive than the comparator
	Blue shading shows results that are significantly more negative than the comparator
	Orange shading shows significant differences in demographics and background information
	No shading means that differences are not significant and may have occurred by chance
	Grey shading indicates that we have no valid data for this question

* less than 1% probability that the difference is due to chance

	Consider themselves neurodivergent	Do not consider themselves neurodivergent
Number of completed questionnaires returned	49	97

6.6	If you wanted to, can you talk to managers, governors or directors in this prison?	55%	49%
6.7	<i>For those who have shared a problem with a manager, governor or director:</i>		
	Did they try to help you?	67%	73%
FAITH			
7.2	Are you able to speak to the Chaplaincy team in private, if you want to?	81%	72%
	<i>For those who have a religion:</i>		
7.4	Are you able to go to religious services, if you want to?	95%	92%
7.5	Are your religious beliefs respected here?	73%	76%
CONTACT WITH FAMILY AND FRIENDS			
8.3	Are your visitors usually treated respectfully by staff all/most of the time?	89%	94%
8.5	Have staff here encouraged you to keep in touch with your family and friends?	51%	62%
8.7	Are you able to use a phone every day (if you have credit)?	98%	98%
TIME OUT OF CELL			
9.2	Do you usually spend less than 2 hours out of your cell on Monday - Fridays?	4%	4%
	Do you usually spend 10 hours or more out of your cell on Monday - Fridays?	18%	18%
	Do you usually spend less than 2 hours out of your cell each day on Saturday - Sundays?	5%	10%
	Do you usually spend 10 hours or more out of your cell each day on Saturday - Sundays?	10%	13%
9.3	Are you able to do the following more than 5 days in a normal week?		
	Exercise outside	74%	79%
	Go to the gym or play sports	54%	55%
9.6	Does the library have a wide enough range of materials to meet your needs?	79%	84%
REQUESTS, COMPLAINTS AND LEGAL RIGHTS			
10.1	Is it easy for you to make a request?	88%	96%
	<i>For those who have made a request are they usually dealt with:</i>		
10.2	Fairly?	76%	93%
10.3	Is it easy for you to make a complaint?	79%	74%

Shading is used to indicate statistical significance*, as follows:

	Green shading shows results that are significantly more positive than the comparator
	Blue shading shows results that are significantly more negative than the comparator
	Orange shading shows significant differences in demographics and background information
	No shading means that differences are not significant and may have occurred by chance
	Grey shading indicates that we have no valid data for this question

* less than 1% probability that the difference is due to chance

	Consider themselves neurodivergent	Do not consider themselves neurodivergent
Number of completed questionnaires returned	49	97

<i>For those who have made a complaint are they usually dealt with:</i>			
10.4	Fairly?	60%	79%
10.5	Have you ever been prevented from making a complaint here when you wanted to?	35%	25%
HEALTH CARE			
11.1	Since arriving in this prison have you experienced any delays getting these things?		
	Your medication	70%	50%
	Your outside medical appointments	55%	38%
	Your agreed social care package	52%	26%
11.2	Is it very/quite easy to see?:		
	Doctor	20%	25%
	Nurse	65%	77%
	Dentist	32%	46%
	Pharmacist	24%	47%
	Mental health worker	25%	36%
	Substance misuse worker	15%	27%
11.4	Do you think the overall quality of the health services here is very/quite good?	36%	65%
11.6	Are you able to lead a healthy lifestyle here (in relation to your physical, mental, dietary needs, emotional and social well-being) always/most of the time?	55%	63%
OTHER SUPPORT NEEDS			
12.1	Do you consider yourself to have a disability (long-term physical, mental or learning needs that affect your day-to-day life)?	78%	43%
	<i>For those who have a disability:</i>		
12.2	Are you getting the support you need?	46%	51%
12.3	Do you have any mental health problems?	81%	49%
	<i>For those who have any mental health problems:</i>		
12.4	Have you been helped with your mental health problems in this prison?	46%	42%

Shading is used to indicate statistical significance*, as follows:

	Green shading shows results that are significantly more positive than the comparator
	Blue shading shows results that are significantly more negative than the comparator
	Orange shading shows significant differences in demographics and background information
	No shading means that differences are not significant and may have occurred by chance
	Grey shading indicates that we have no valid data for this question

* less than 1% probability that the difference is due to chance

	Consider themselves neurodivergent	Do not consider themselves neurodivergent
Number of completed questionnaires returned	49	97

12.5	Has your mental health got better since arriving at this prison?	20%	25%
12.6	Do you consider yourself to be neurodivergent (this includes any neurological or brain difference that impacts your daily life, for example, ADHD, Autism or an Acquired Brain)		
<i>For those who are neurodivergent:</i>			
12.7	Are you getting the support you need in this prison?	34%	
ALCOHOL AND DRUGS			
13.3	Have you developed a drug or alcohol problem in this prison (including medication not prescribed to you)?	41%	14%
SAFETY			
14.1	Have you ever felt unsafe here?	48%	32%
14.2	Do you feel unsafe now?	25%	13%
14.3	Would you report it if you were being bullied/victimised in this prison by:		
	Other prisoners?	42%	46%
	Staff?	33%	45%
14.4	Have you been bullied/victimised in this prison by other prisoners?	23%	17%
	Have you been bullied/victimised in this prison by staff?	31%	15%
BEHAVIOUR MANAGEMENT			
15.1	Does this prison:		
	Reward good behaviour fairly?	59%	49%
	Deal with bad behaviour fairly?	47%	44%
<i>For those who know that there are opportunities and rewards:</i>			
15.3	Do the opportunities and rewards motivate you to behave well?	96%	94%
15.4	Do you think the culture in this prison encourages prisoners to behave well?	52%	55%
15.5	Have you been physically restrained by staff in this prison in the last 6 months?	31%	18%
15.6	Have you spent one or more nights in the care and supervision unit in this prison in the last 6 months?	39%	29%
EDUCATION, SKILLS AND WORK			
16.1	<i>For those who have needed support:</i>		
	Have you been supported (this could include education or wing staff, peer support or anyone else)?	79%	82%
16.3	Has the prison allocated you to the education, training or work that will help you when you are released?	62%	75%
SENTENCE PLAN			
17.1	Do you have a sentence plan? (This may be called a Personal Development Plan or PDP)	84%	78%
<i>For those who have a sentence plan/personal development plan:</i>			
17.2	Do you know what your objectives or targets are?	92%	88%
	<i>For those who know what their objectives or targets are:</i>		
	Are any staff here supporting you to achieve the objectives or targets?	85%	81%

Shading is used to indicate statistical significance*, as follows:

- Green shading shows results that are significantly more positive than the comparator
 - Blue shading shows results that are significantly more negative than the comparator
 - Orange shading shows significant differences in demographics and background information
 - No shading means that differences are not significant and may have occurred by chance
 - Grey shading indicates that we have no valid data for this question
- * less than 1% probability that the difference is due to chance*

Number of completed questionnaires returned

Consider themselves neurodivergent	49
Do not consider themselves neurodivergent	97

RETURNING TO THE COMMUNITY			
<i>For those who expect to be released in the next 3 months:</i>			
18.3	Is anybody helping you to prepare for your release (people like a PDP coordinator, other PDU staff or Probation Officer)?	67%	85%
FINAL QUESTIONS ABOUT THIS PRISON			
20.1	Do you think your experiences in this prison have made you less likely to offend in the future?	63%	77%

Shading is used to indicate statistical significance*, as follows:

	Green shading shows results that are significantly more positive than the comparator
	Blue shading shows results that are significantly more negative than the comparator
	Orange shading shows significant differences in demographics and background information
	No shading means that differences are not significant and may have occurred by chance
	Grey shading indicates that we have no valid data for this question

* less than 1% probability that the difference is due to chance

	Been in local authority care	Not been in local authority care
Number of completed questionnaires returned	28	111

	Needing protection from other prisoners	0%	81%
2.5	Were you able to talk to a member of staff in private?	58%	65%
FIRST NIGHT AND INDUCTION			
3.3	Did you feel safe on your first night here?	82%	86%
3.6	Have you had an induction at this prison?	96%	93%
	<i>For those who have had an induction:</i>		
	Did your induction cover everything you needed to know about this prison?	78%	81%
ON THE WING			
4.2	Is your cell call bell normally answered within 5 minutes?	67%	60%
4.3	On the wing or houseblock you are currently living on:		
	Do you normally have enough clean clothing that fits you?	93%	96%
	Can you have access to a shower every day?	96%	99%
4.4	Is it normally quiet enough on the wing or houseblock for you to relax:		
	During the day?	78%	76%
	At night?	85%	84%
4.6	Have you been on an SPAR (Supporting Prisoners at Risk) in this prison?	28%	27%
	<i>For those who have been on an SPAR:</i>		
	Did you feel cared for by staff?	29%	50%
FOOD AND CANTEEN			
5.1	Is the quality of the food in this prison very/quite good?	63%	58%
5.2	Do you get enough to eat at mealtimes always/most of the time?	57%	62%
5.3	Does the shop/canteen sell the things that you need?	71%	72%
RELATIONSHIPS WITH STAFF			
6.1	Do most staff here treat you with respect?	79%	92%
6.2	Are there any staff here you could turn to if you had a problem?	68%	88%
6.3	In the last week, has any member of staff talked to you about how you are getting on?	46%	57%
6.5	Are prisoners here consulted about things like food, canteen or wing issues?	57%	75%

Shading is used to indicate statistical significance*, as follows:

	Green shading shows results that are significantly more positive than the comparator
	Blue shading shows results that are significantly more negative than the comparator
	Orange shading shows significant differences in demographics and background information
	No shading means that differences are not significant and may have occurred by chance
	Grey shading indicates that we have no valid data for this question

* less than 1% probability that the difference is due to chance

	Been in local authority care	Not been in local authority care
Number of completed questionnaires returned	28	111

6.6	If you wanted to, can you talk to managers, governors or directors in this prison?	52%	50%
6.7	<i>For those who have shared a problem with a manager, governor or director:</i>		
	Did they try to help you?	65%	72%
FAITH			
7.2	Are you able to speak to the Chaplaincy team in private, if you want to?	82%	75%
	<i>For those who have a religion:</i>		
7.4	Are you able to go to religious services, if you want to?	95%	92%
7.5	Are your religious beliefs respected here?	67%	75%
CONTACT WITH FAMILY AND FRIENDS			
8.3	Are your visitors usually treated respectfully by staff all/most of the time?	88%	92%
8.5	Have staff here encouraged you to keep in touch with your family and friends?	54%	61%
8.7	Are you able to use a phone every day (if you have credit)?	96%	98%
TIME OUT OF CELL			
9.2	Do you usually spend less than 2 hours out of your cell on Monday - Fridays?	4%	6%
	Do you usually spend 10 hours or more out of your cell on Monday - Fridays?	7%	21%
	Do you usually spend less than 2 hours out of your cell each day on Saturday - Sundays?	13%	9%
	Do you usually spend 10 hours or more out of your cell each day on Saturday - Sundays?	4%	14%
9.3	Are you able to do the following more than 5 days in a normal week?		
	Exercise outside	74%	78%
	Go to the gym or play sports	64%	55%
9.6	Does the library have a wide enough range of materials to meet your needs?	89%	82%
REQUESTS, COMPLAINTS AND LEGAL RIGHTS			
10.1	Is it easy for you to make a request?	86%	94%
	<i>For those who have made a request are they usually dealt with:</i>		
10.2	Fairly?	82%	88%
10.3	Is it easy for you to make a complaint?	77%	76%

Shading is used to indicate statistical significance*, as follows:

	Green shading shows results that are significantly more positive than the comparator
	Blue shading shows results that are significantly more negative than the comparator
	Orange shading shows significant differences in demographics and background information
	No shading means that differences are not significant and may have occurred by chance
	Grey shading indicates that we have no valid data for this question

* less than 1% probability that the difference is due to chance

	Been in local authority care	Not been in local authority care
Number of completed questionnaires returned	28	111

	<i>For those who have made a complaint are they usually dealt with:</i>	
10.4	Fairly?	60% 72%
10.5	Have you ever been prevented from making a complaint here when you wanted to?	40% 22%
HEALTH CARE		
11.1	Since arriving in this prison have you experienced any delays getting these things?	
	Your medication	70% 52%
	Your outside medical appointments	55% 39%
	Your agreed social care package	35% 31%
11.2	Is it very/quite easy to see?:	
	Doctor	21% 25%
	Nurse	64% 77%
	Dentist	39% 44%
	Pharmacist	31% 44%
	Mental health worker	36% 35%
	Substance misuse worker	21% 26%
11.4	Do you think the overall quality of the health services here is very/quite good?	54% 58%
11.6	Are you able to lead a healthy lifestyle here (in relation to your physical, mental, dietary needs, emotional and social well-being) always/most of the time?	41% 64%
OTHER SUPPORT NEEDS		
12.1	Do you consider yourself to have a disability (long-term physical, mental or learning needs that affect your day-to-day life)?	62% 52%
	<i>For those who have a disability:</i>	
12.2	Are you getting the support you need?	44% 50%
12.3	Do you have any mental health problems?	75% 56%
	<i>For those who have any mental health problems:</i>	
12.4	Have you been helped with your mental health problems in this prison?	50% 47%

Shading is used to indicate statistical significance*, as follows:

	Green shading shows results that are significantly more positive than the comparator
	Blue shading shows results that are significantly more negative than the comparator
	Orange shading shows significant differences in demographics and background information
	No shading means that differences are not significant and may have occurred by chance
	Grey shading indicates that we have no valid data for this question

* less than 1% probability that the difference is due to chance

	Been in local authority care	Not been in local authority care
Number of completed questionnaires returned	28	111

12.5	Has your mental health got better since arriving at this prison?	32%	21%
12.6	Do you consider yourself to be neurodivergent (this includes any neurological or brain difference that impacts your daily life, for example, ADHD, Autism or an Acquired Brain)?	64%	27%
<i>For those who are neurodivergent:</i>			
12.7	Are you getting the support you need in this prison?	56%	21%
ALCOHOL AND DRUGS			
13.3	Have you developed a drug or alcohol problem in this prison (including medication not prescribed to you)?	44%	18%
SAFETY			
14.1	Have you ever felt unsafe here?	52%	35%
14.2	Do you feel unsafe now?	15%	17%
14.3	Would you report it if you were being bullied/victimised in this prison by:		
	Other prisoners?	35%	49%
	Staff?	30%	46%
14.4	Have you been bullied/victimised in this prison by other prisoners?	32%	18%
	Have you been bullied/victimised in this prison by staff?	30%	17%
BEHAVIOUR MANAGEMENT			
15.1	Does this prison:		
	Reward good behaviour fairly?	48%	56%
	Deal with bad behaviour fairly?	48%	46%
<i>For those who know that there are opportunities and rewards:</i>			
15.3	Do the opportunities and rewards motivate you to behave well?	88%	98%
15.4	Do you think the culture in this prison encourages prisoners to behave well?	56%	55%
15.5	Have you been physically restrained by staff in this prison in the last 6 months?	37%	17%
15.6	Have you spent one or more nights in the care and supervision unit in this prison in the last 6 months?	58%	25%
EDUCATION, SKILLS AND WORK			
16.1	<i>For those who have needed support:</i>		
	Have you been supported (this could include education or wing staff, peer support or anyone else)?	69%	85%
16.3	Has the prison allocated you to the education, training or work that will help you when you are released?	68%	72%
SENTENCE PLAN			
17.1	Do you have a sentence plan? (This may be called a Personal Development Plan or PDP)	79%	81%
<i>For those who have a sentence plan/personal development plan:</i>			
17.2	Do you know what your objectives or targets are?	91%	89%
	<i>For those who know what their objectives or targets are:</i>		
	Are any staff here supporting you to achieve the objectives or targets?	89%	81%

Shading is used to indicate statistical significance*, as follows:

- Green shading shows results that are significantly more positive than the comparator
 - Blue shading shows results that are significantly more negative than the comparator
 - Orange shading shows significant differences in demographics and background information
 - No shading means that differences are not significant and may have occurred by chance
 - Grey shading indicates that we have no valid data for this question
- * less than 1% probability that the difference is due to chance*

	Been in local authority care	Not been in local authority care
Number of completed questionnaires returned	28	111

RETURNING TO THE COMMUNITY			
<i>For those who expect to be released in the next 3 months:</i>			
18.3	Is anybody helping you to prepare for your release (people like a PDP coordinator, other PDU staff or Probation Officer)?	89%	74%
FINAL QUESTIONS ABOUT THIS PRISON			
20.1	Do you think your experiences in this prison have made you less likely to offend in the future?	63%	75%



First published in Northern Ireland in March 2026 by

**Criminal Justice Inspection
Northern Ireland**

Block 1, Knockview Buildings

Belfast BT4 3SJ

www.cjini.org



**Scan here to visit
the CJI Website**